

Eastern Power Networks plc


Use of System Charging Statement

Notice of Charges

Effective from 1 April 2022

Version 1.1

This statement is in a form to be approved by the Gas and Electricity Markets Authority.



Version Control

Version	Date	Description of version and any changes made
V1.0	18/12/2020	Final Charges
V1.1	07/04/2021	<p>Changes for implementation of DCP 268 and Targeted Charging Review, resulting in;</p> <ul style="list-style-type: none"> • updates to LLFCs in Annex 1, Annex 4 and Annex 7 • strike-through prices in Annex 2 and their revised price in Annex 6 <p>New sites added to Annex 6</p>

A change-marked version of this statement can be provided upon request.

Contents

1. Introduction	4
Validity period	5
Contact details	5
2. Charge application and definitions	6
The supercustomer and site-specific billing approaches	6
Supercustomer billing and payment	6
Site-specific billing and payment	7
Components of Charges	9
Incorrectly allocated charges	13
Generation charges for pre-2005 designated EHV properties	14
Provision of billing data	15
Out of area use of system charges	15
Licensed distribution network operator charges	15
Licence exempt distribution networks	16
3. Schedule of charges for use of the distribution system	18
4. Schedule of line loss factors	19
Role of line loss factors in the supply of electricity	19
Calculation of line loss factors	19
Publication of line loss factors	19
5. Notes for Designated EHV Properties	21
EDCM nodal costs	21
Charges for new Designated EHV Properties	21
Charges for amended Designated EHV Properties	21
Demand-side management	21
6. Electricity distribution rebates	23
7. Accounting and administration services	23
8. Charges for electrical plant provided ancillary to the grant of use of system	23
9. Schedule of fixed adders to recover Supplier of Last Resort and Eligible Bad Debt pass-through costs	24
10. Non-Final Demand Sites	25
Appendix 1 - Glossary	27
Appendix 2 - Guidance notes	34
Background	34
Meter point administration	34
Your charges	36
Reducing your charges	36
Reactive power and reactive power charges	36
Site-specific EDCM charges	37
Appendix 3 – Non-Final Demand Site Certificate	39
Annex 1 Charges for use of the Distribution System by LV and HV Designated Properties	
Annex 2 Charges for use of the Distribution System by Designated EHV Properties	
Annex 3 Charges for use of the Distribution System to Preserved/Additional LLFC Classes	
Annex 4 Charges applied to LDNOs with HV/LV end users	
Annex 5 Line Loss Factors	
Annex 6 New Designated EHV Properties	
Annex 7 Final Supplier of Last Resort and Bad Debt Pass-through Costs	

1. Introduction

- 1.1. This statement tells you about our charges and the reasons behind them. It has been prepared consistent with Standard Licence Condition 14 of our Electricity Distribution Licence. The main purpose of this statement is to provide our schedule of charges¹ for the use of our Distribution System and to provide the schedule of Line Loss Factors² that should be applied in Settlement to account for losses from the Distribution System. We have also included guidance notes in Appendix 2 to help improve your understanding of the charges we apply.
- 1.2. Within this statement we use terms such as 'Users' and 'Customers' as well as other terms which are identified with initial capitalisation. These terms are defined in the glossary.
- 1.3. The charges in this statement are calculated using the following methodologies as per the Distribution Connection and Use of System Agreement (DCUSA)³:
 - Common Distribution Charging Methodology (CDCM); for Low Voltage (LV) and High Voltage (HV) Designated Properties as per DCUSA Schedule 16;
 - Extra High Voltage (EHV) Distribution Charging Methodology (EDCM); for Designated EHV Properties as per DCUSA Schedule 18.
 - Price Control Disaggregation Model (PCDM); for Discount Percentages used to calculate the LDNO Use of System charges in the CDCM and EDCM as per DCUSA Schedule 29.
- 1.4. Separate charges are calculated depending on the characteristics of the connection and whether the use of the Distribution System is for demand or generation purposes. Where a generation connection is seen to support the Distribution System the charges will be negative and the Supplier will receive credits for exported energy.
- 1.5. The application of charges to premises can usually be referenced using the Line Loss Factor Class (LLFC) contained in the charge tables. Further information on how to identify and calculate the charge that will apply for your premises is provided in the guidance notes in Appendix 2.
- 1.6. All charges in this statement are shown **exclusive** of VAT. Invoices will include VAT at the applicable rate.

¹ Charges can be positive or negative.

² Known as adjustment factors in the Distribution Licence and commonly referred to as Loss Adjustment Factors. The schedule of Line Loss Factors will be provided in a revised statement shortly after the Line Loss Factors for the relevant year have been successfully audited by Elexon.

³ The Distribution and Connection Use of System Agreement (DCUSA) available from <http://www.dcusa.co.uk/dcusa-document/>

- 1.7. The annexes that form part of this statement are also available in spreadsheet format⁴. This spreadsheet contains supplementary information used for charging purposes and a simple model to assist you to calculate charges. This spreadsheet can be downloaded from www.ukpowernetworks.co.uk.

Validity period

- 1.8. This charging statement is valid for services provided from the effective date stated on the front of the statement and remains valid until updated by a revised version or superseded by a statement with a later effective date.
- 1.9. When using this charging statement, care should be taken to ensure that the relevant statement or statements covering the period that is of interest are used.
- 1.10. Notice of any revision to the statement will be provided to Users of our Distribution System (with the exception of updates to Annex 6; New or Amended EHV Sites which will be published as an addendum). The latest statements can be downloaded from www.ukpowernetworks.co.uk.

Contact details

- 1.11. If you have any questions about this statement please contact:

Mark James, Pricing Manager

Email: distributionpricing@ukpowernetworks.co.uk

- 1.12. For enquiries regarding connection agreements and changes to maximum capacities please contact:

Connection Agreements Administration

Email: connection.agreements@ukpowernetworks.co.uk

Post: Agreements Manager, UK Power Networks, Energy House, Hazelwick Avenue, Crawley, RH10 1EX

- 1.13. For enquiries regarding certification of storage facilities, please contact:

Email: distributionpricing@ukpowernetworks.co.uk

Post: Pricing Manager, UK Power Networks, Energy House, Hazelwick Avenue, Crawley, RH10 1EX

- 1.14. For all other queries please contact our General Enquiries on: 0800 029 4285

- 1.15. You can also find us on Facebook www.facebook.com/ukpowernetworks and Twitter www.twitter.com/UKPowerNetworks.

⁴ Eastern Power Networks - Schedule of charges and other tables - 2022 V1.1.xlsx

2. Charge application and definitions

2.1. The following section details how the charges in this statement are applied and billed to Users of our Distribution System.

The supercustomer and site-specific billing approaches

2.2. We utilise two billing approaches depending on the type of metering data received:

- The 'Supercustomer' approach for Customers for whom we receive aggregated consumption data through Settlement; and
- The 'Site-specific' approach for Customers for whom we receive site-specific consumption data through Settlement.

2.3. We receive aggregated consumption data through Settlement for:

- Domestic and non-domestic Customers for whom Non-Half Hourly (NHH) metering data is used in Settlement (i.e. Customers with MPANs which are registered to Measurement Class A);
- Customers which are unmetered and are not settled as pseudo Half Hourly (HH) metered (i.e. Customers with MPANs which are registered to Measurement Class B);
- Domestic Customers for whom HH metering data is used in Settlement (i.e. Customers with MPANs which are registered to Measurement Class F); and
- Non-domestic Customers for whom HH metering data is used in Settlement and which have whole current (WC) metering (i.e. Customers with MPANs which are registered to Measurement Class G).

2.4. We receive site specific consumption data through Settlement for:

- Customers for whom HH metering data is used in Settlement and which have current transformer (CT) metering (i.e. Customers with MPANs which are registered to Measurement Class C or E); and
- Customers which are unmetered and settled as pseudo HH metered (i.e. Customers with MPANs which are registered to Measurement Class D).

Supercustomer billing and payment

2.5. The Supercustomer approach makes use of aggregated data obtained from Suppliers using the 'Aggregated Distribution Use of System (DUoS) Report' data flow.

2.6. Invoices are calculated on a periodic basis and sent to each User for whom we transport electricity through our Distribution System. Invoices are reconciled over a

period of approximately 14 months to reflect later and more accurate consumption figures.

- 2.7. The charges are applied on the basis of the LLFC assigned to the MPAN, and the units (or kWhs) consumed within the time periods specified in Annex 1. These time periods are not the same as those indicated by the Time Pattern Regime (TPR) assigned to the Standard Settlement Configuration (SSC). All LLFCs are assigned at our sole discretion, based on the tariff application rules set out in the appropriate charging methodology or elsewhere in this statement. Please refer to the section 'Incorrectly allocated charges' if you believe the allocated LLFC or tariff is incorrect.

Supercustomer charges

- 2.8. Supercustomer charges include the following components:
- a fixed charge, pence/MPAN/day, there will only be one fixed charge applied to each MPAN; and
 - unit charges, pence/kilowatt-hour (kWh); three unit charges will apply depending on the time of day and the type of tariff for which the MPAN is registered.
- 2.9. Users who wish to supply electricity to Customers for whom we receive aggregated data through Settlement (see paragraph 2.3) will be allocated the relevant charge structure set out in Annex 1.
- 2.10. Identification of the appropriate charge can be made by cross-reference to the LLFC.
- 2.11. Valid Settlement Profile Class (PC)/Standard Settlement Configuration (SSC)/Meter Timeswitch Code (MTC) combinations for LLFCs where the Metering System is Measurement Class A or B are detailed in Market Domain Data (MDD).
- 2.12. Where an MPAN has an invalid Settlement combination, the 'Domestic Aggregated with Residual' fixed and unit charges will be applied as default until the invalid combination is corrected. Where there are multiple SSC/TPR combinations, the default 'Domestic Aggregated with Residual' fixed and unit charges will be applied for each invalid SSC/TPR combination.
- 2.13. The 'Domestic Aggregated (related MPAN)' and 'Non-Domestic Aggregated (related MPAN)' charges are supplementary to their respective primary MPAN charge.

Site-specific billing and payment

- 2.14. The site-specific billing and payment approach makes use of HH metering data at premises level received through Settlement.

- 2.15. Invoices are calculated on a periodic basis and sent to each User for whom we transport electricity through our Distribution System. Where an account is based on estimated data, the account shall be subject to any adjustment that may be necessary following the receipt of actual data from the User.
- 2.16. The charges are applied on the basis of the LLFCs assigned to the MPAN (or the MSID for Central Volume Allocation (CVA) sites), and the units consumed within the time periods specified in this statement.
- 2.17. All LLFCs are assigned at our sole discretion, based on the tariff application rules set out in the appropriate charging methodology or elsewhere in this statement. Please refer to the section 'Incorrectly allocated charges' if you believe the allocated LLFC or tariff is incorrect.

Site-specific billed charges

- 2.18. Site-specific billed charges for LV and HV Designated Properties may include the following components:
- a fixed charge, pence/MPAN/day or pence/MSID/day;
 - a capacity charge, pence/kilovolt-ampere (kVA)/day, for Maximum Import Capacity (MIC) and/or Maximum Export Capacity (MEC);
 - an excess capacity charge, pence/kVA/day, if a site exceeds its MIC and/or MEC;
 - three unit charges, pence/kWh, depending on the time of day and the type of tariff for which the MPAN is registered; and
 - a reactive power charge, pence/kilovolt-ampere reactive hour (kVArh), for each unit in excess of the reactive charge threshold.
- 2.19. Users who wish to supply electricity to Customers for whom we receive site-specific data through Settlement (see paragraph 2.4) will be allocated the relevant charge structure dependent upon the voltage and location of the Metering Point.
- 2.20. Fixed charges are generally levied on a pence per MPAN/MSID per day basis. Where two or more HH MPANs/MSIDs are located at the same point of connection (as identified in the Connection Agreement), with the same LLFC, and registered to the same Supplier, only one daily fixed charge will be applied.
- 2.21. LV and HV Designated Properties will be charged in accordance with the CDCM and allocated the relevant charge structure set out in Annex 1.
- 2.22. Designated EHV Properties will be charged in accordance with the EDCM and allocated the relevant charge structure set out in Annex 2.

2.23. Where LV and HV Designated Properties or Designated EHV Properties have more than one point of connection (as identified in the Connection Agreement) then separate charges will be applied to each point of connection.

Components of Charges

Application of Residual Charges

2.24. The following sections explain the application of residual charges.

Final Demand Sites

2.25. Residual charges are recovered through fixed charges for all Final Demand Sites. All Non-Final Demand Sites must submit a valid certificate, as described in Section 10, and upon receipt of a valid certificate will be allocated to the relevant No Residual tariff.

Residual Charging Bands

2.26. Residual charges are applied to Final Demand Sites on a banded basis, with all sites in a given charge band receiving the same residual charge. Domestic customers have a single charging band.

2.27. There are four non-domestic charging bands for each of the following groups:

- Designated Properties connected at LV, billing with no MIC;
- Designated Properties connected at LV, billing with MIC;
- Designated Properties connected at HV; and
- Designated EHV Properties.

2.28. All non-domestic Final Demand customers are allocated into one of the four charging bands, for each relevant charge structure.

2.29. The residual charging band boundaries are calculated nationally based upon data from all LDNOs. The method and timing for calculating the residual charging band boundaries and the method and timing for allocating customers into the residual charging bands are set out in Schedule 32 of DCUSA.

2.30. The boundaries for the residual bands can be found in the 'Schedule of charges and other tables' spreadsheet on our website.

Time periods

2.31. The time periods for the application of unit charges to metered LV and HV Designated Properties are detailed in Annex 1. We have not issued a notice to change the time bands.

2.32. The time periods for the application of unit charges to Unmetered Supply Exit Points are detailed in Annex 1. We have not issued a notice to change the time bands.

2.33. The time periods for the application of unit charges to Designated EHV Properties are detailed in Annex 2. We have not issued a notice to change the time bands.

Application of capacity charges

2.34. The following sections explain the application of capacity charges and exceeded capacity charges.

Chargeable capacity

2.35. The chargeable capacity is, for each billing period, the MIC/MEC, as detailed below.

2.36. The MIC/MEC will be agreed with us at the time of connection or pursuant to a later change in requirements. Following such an agreement (be it at the time of connection or later) no reduction in MIC/MEC will be allowed for a 12 month period.

2.37. Reductions to the MIC/MEC may only be permitted once in a 12 month period. Where the MIC/MEC is reduced the new lower level will be agreed with reference to the level of the Customer’s maximum import and/or export demand respectively. The new MIC/MEC will be applied from the start of the next billing period after the date that the request was received. It should be noted that, where a new lower level is agreed, the original capacity may not be available in the future without the need for network reinforcement and associated charges.

2.38. In the absence of an agreement, the chargeable capacity, save for error or omission, will be based on the last MIC/MEC that we have previously agreed for the relevant premises’ connection. A Customer can seek to agree or vary the MIC/MEC by contacting us using the contact details in section 1.12.

Exceeded capacity

2.39. Where a Customer takes additional unauthorised capacity over and above the MIC/MEC, the excess will be classed as exceeded capacity. The exceeded portion of the capacity will be charged at the excess capacity charge p/kVA/day rate, based on the difference between the MIC/MEC and the actual capacity used. This will be charged for the full duration of the billing period in which the breach occurs.

Demand exceeded capacity

$$\text{Demand exceeded capacity} = \max(2 \times \sqrt{AI^2 + \max(RI, RE)^2} - MIC, 0)$$

Where:

AI = Active import (kWh)

RI = Reactive import (kVArh)

RE = Reactive export (kVArh)

MIC = Maximum import capacity (kVA)

- 2.40. Only reactive import and reactive export values occurring at times of active import are used in the calculation. Where data for two or more MPANs is aggregated for billing purposes the HH consumption values are summated prior to the calculation above.
- 2.41. This calculation is completed for every half hour and the maximum value from the billing period is applied.

Generation exceeded capacity

$$\text{Generation exceeded capacity} = \max(2 \times \sqrt{AE^2 + \max(RI, RE)^2} - MEC, 0)$$

Where:

AE = Active export (kWh)

RI = Reactive import (kVArh)

RE = Reactive export (kVArh)

MEC = Maximum export capacity (kVA)

- 2.42. Only reactive import and reactive export values occurring at times of active export are used in the calculation. Where data for two or more MPANs is aggregated for billing purposes the HH consumption values occurring at times of kWh export are summated prior to the calculation above.
- 2.43. This calculation is completed for every half hour and the maximum value from the billing period is applied.

Standby capacity for additional security on site

- 2.44. Where standby capacity charges are applied, the charge will be set at the same rate as that applied to normal MIC. Should a Customer's request for additional security of supply require the provision of capacity from two different sources, we reserve the right to charge for the capacity held at each source.

Minimum capacity levels

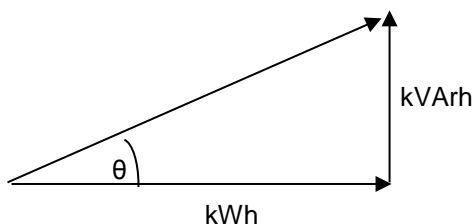
- 2.45. There is no minimum capacity threshold.

Application of charges for excess reactive power

- 2.46. When an individual HH metered MPAN's reactive power (measured in kVArh) at LV and HV Designated Properties exceeds 33% of its total active power (measured in kWh) in any given half hour, excess reactive power charges will apply. This threshold is equivalent to an average power factor of 0.95 during that half hour. Any reactive units in excess of the 33% threshold are charged at the rate appropriate to the particular charge.

2.47. Power Factor is calculated as follows:

$\cos \theta = \text{Power Factor}$



2.48. The chargeable reactive power is calculated as follows:

Demand chargeable reactive power

$$\text{Demand chargeable kVArh} = \max\left(\max(RI, RE) - \left(\sqrt{\left(\frac{1}{0.95^2} - 1\right)} \times AI\right), 0\right)$$

Where:

AI = Active import (kWh)

RI = Reactive import (kVArh)

RE = Reactive export (kVArh)

2.49. Only reactive import and reactive export values occurring at times of active import are used in the calculation. Where data for two or more MPANs is aggregated for billing purposes the HH consumption values are summated prior to the calculation above.

2.50. The square root calculation will be to two decimal places.

2.51. This calculation is completed for every half hour and the values summated over the billing period.

Generation chargeable reactive power

$$\text{Generation chargeable kVArh} = \max\left(\max(RI, RE) - \left(\sqrt{\left(\frac{1}{0.95^2} - 1\right)} \times AE\right), 0\right)$$

Where:

AE = Active export (kWh)

RI = Reactive import (kVArh)

RE = Reactive export (kVArh)

2.52. Only reactive import and reactive export values occurring at times of active export are used in the calculation. Where data for two or more MPANs is aggregated for

billing purposes the HH consumption values are summated prior to the calculation above.

2.53. The square root calculation will be to two decimal places.

2.54. This calculation is completed for every half hour and the values summated over the billing period.

Incorrectly allocated charges

2.55. It is our responsibility to apply the correct charges to each MPAN/MSID. The allocation of charges is based on the voltage of connection, import/export details including multiple MPANs, metering information and, for some tariffs, the metering location.

2.56. We are responsible for deciding the voltage of connection. Generally this is determined by where the metering is located and where responsibility for the electrical equipment transfers from us to the connected Customer.

2.57. We are also responsible for allocating non-domestic customers into their residual charging bands. Allocation into residual charging bands is determined by consumption for customers billed under the Supercustomer approach and by the MIC for customers billed under the site-specific approach.

2.58. The Supplier determines and provides us with the metering information and data to enable us to allocate charges. The metering information and data is likely to change over time if, for example, a Supplier changes an MPAN from non-domestic to domestic following a change of use at the premise. When we are notified this has happened we will change the allocation of charges accordingly.

2.59. If it has been identified that a charge may have been incorrectly allocated due to the metering information and/or data then a request for investigation should be made to the Supplier.

2.60. Where it has been identified that a charge may have been incorrectly allocated due to: the voltage of connection; import/export details; metering location; or allocation to residual charging band or LV Substation tariff then a request to investigate the applicable charges should be made to us. Requests from persons other than the Customer or the current Supplier must be accompanied by a Letter of Authority from the Customer; the current Supplier must also acknowledge that they are aware a request has been made. Any request must be supported by an explanation of why it is believed that the current charge should be changed, along with supporting information including, where appropriate, photographs of metering positions or system diagrams. Any request to change the current charge that also includes a

request for backdating must include justification as to why it is considered appropriate to backdate the change.

- 2.61. Where a residual charging band allocation cannot be resolved, the dispute process provided within DCUSA Schedule 32 should be followed.
- 2.62. An administration charge (covering our reasonable costs) may be made if a technical assessment or site visit is required, but we will not apply any charge where we agree to the change request.
- 2.63. Where we agree that the current LLFC/charge should be changed, we will then allocate the appropriate set of charges for the connection. Any adjustment will be applied from the date of the request, back to either the date of the incorrect allocation, or up to the maximum period specified by the Limitation Act (1980) in England and Wales, which covers a six year period from the date of request; whichever is the shorter.
- 2.64. Any credit or additional charge will be issued to the relevant Supplier(s) effective during the period of the change.
- 2.65. Should we reject the request (as per paragraph 2.60) a justification will be provided to the requesting party. We shall not unreasonably withhold or delay any decision on a request to change the charges applied and would expect to confirm our position on the request within three months of the date of request.

Generation charges for pre-2005 designated EHV properties

- 2.66. Designated EHV Properties that were connected to the Distribution System under a pre-2005 connection charging policy are eligible for exemption from Use of System (UoS) charges for generation unless one of the following criteria has been met:
 - 25 years have passed since their first energisation/connection date (i.e. Designated EHV Properties with Connection Agreements dated prior to 1st April 2005, and for which 25 years has passed since their first energisation/connection date will receive UoS charges for generation from the next charging year following the expiry of their 25 years exemption, (starting 1st April), or
 - the person responsible for the Designated EHV Property has provided notice to us that they wish to opt in to UoS charges for generation.

If a notice to opt in has been provided there will be no further opportunity to opt out.

- 2.67. Furthermore, if an exempt Customer makes an alteration to its export requirement then the Customer may be liable to be charged for the additional capacity required

for energy imported or exported. For example, where a generator increases its export capacity the incremental increase in export capacity will attract UoS charges as with other non-exempt generators.

Provision of billing data

- 2.68. Where HH metering data is required for UoS charging and this is not provided in accordance with the BSC or DCUSA, such metering data shall be provided to us by the User of the system in respect of each calendar month within five working days of the end of that calendar month.
- 2.69. The metering data shall identify the amount of energy conveyed across the Metering System in each half hour of each day and shall separately identify active and reactive import and export. Metering data provided to us shall be consistent with that received through the metering equipment installed.
- 2.70. Metering data shall be provided in an electronic format specified by us from time to time and, in the absence of such specification, metering data shall be provided in a comma-separated text file in the format of Master Registration Agreement (MRA) data flow D0036⁵ (as agreed with us). The data shall be emailed to UKPNDuosServices@ukpowernetworks.co.uk.
- 2.71. We require details of reactive power imported or exported to be provided for all Measurement Class C and E sites. It is also required for CVA sites and Exempt Distribution Network boundaries with difference metering. We reserve the right to levy a charge on Users who fail to provide such reactive data. In order to estimate missing reactive data, a power factor of 0.9 will be applied to the active consumption in any half hour.

Out of area use of system charges

- 2.72. We do not operate networks outside our Distribution Services Area.

Licensed distribution network operator charges

- 2.73. Licensed Distribution Network Operator (LDNO) charges are applied to LDNOs who operate Embedded Networks within our Distribution Services Area.
- 2.74. The charge structure for LV and HV Designated Properties embedded in networks operated by LDNOs will mirror the structure of the 'All-the-way' charge and is dependent upon the voltage of connection of each embedded network to our Distribution System. The relevant charge structures are set out in Annex 4.
- 2.75. Where a NHH metered MPAN has an invalid Settlement combination, the 'LDNO HV: Domestic Aggregated with Residual' fixed and unit charges will be applied as

⁵ MRA Data Transfer Catalogue available from <https://dtc.mrasco.com/>

default until the invalid combination is corrected. Where there are multiple SSC/TPR combinations, the default 'LDNO HV: Domestic Aggregated with Residual' fixed and unit charges will be applied for each invalid SSC/TPR combination.

- 2.76. The charge structure for Designated EHV Properties embedded in networks operated by LDNOs will be calculated individually using the EDCM. The relevant charge structures are set out in Annex 2.
- 2.77. For Nested Networks the relevant charging principles set out in DCUSA Schedule 21 will apply.

Licence exempt distribution networks

- 2.78. The Electricity and Gas (Internal Market) Regulations 2011⁶ introduced new obligations on owners of licence exempt distribution networks (sometimes called private networks) including a duty to facilitate access to electricity and gas suppliers for Customers within those networks.
- 2.79. When Customers (both domestic and commercial) are located within a licence exempt distribution network and require the ability to choose their own Supplier this is called 'third party access'. These embedded Customers will require an MPAN so that they can have their electricity supplied by a Supplier of their choice.
- 2.80. Licence exempt distribution networks owners can provide third party access using either full settlement metering or the difference metering approach.

Full settlement metering

- 2.81. This is where a licence exempt distribution network is set up so that each embedded installation has an MPAN and Metering System and therefore all Customers purchase electricity from their chosen Supplier. In this case there are no Settlement Metering Systems at the boundary between the licensed Distribution System and the licence exempt distribution network.
- 2.82. In this approach our UoS charges will be applied to each MPAN.

Difference metering

- 2.83. This is where one or more, but not all, Customers on a licence exempt distribution network choose their own Supplier for electricity supply to their premises. Under this approach, the Customers requiring third party access on the licence exempt distribution network will have their own MPAN and must have a HH Metering System.

⁶ The Electricity and Gas (Internal Market) Regulations 2011 available from <http://www.legislation.gov.uk/uksi/2011/2704/contents/made>

Gross settlement

- 2.84. Where one of our MPANs is embedded within a licence exempt distribution network connected to our Distribution System, and difference metering is in place for Settlement purposes and we receive gross measurement data for the boundary MPAN, we will continue to charge the boundary MPAN Supplier for use of our Distribution System. No charges will be levied by us directly to the Customer or Supplier of the embedded MPAN(s) connected within the licence exempt distribution network.
- 2.85. We require that gross metered data for the boundary of the connection is provided to us. Until a new industry data flow is introduced for the sending of such gross data, gross metered data shall:
- be provided in a text file in the format of the D0036 MRA data flow;
 - the text file shall be emailed to UKPNDuosServices@ukpowernetworks.co.uk
 - the title of the email should also contain the phrase “gross data for difference metered private network” and contain the metering reference specified by us in place of the Settlement MPAN;
 - the text filename shall be formed of the metering reference specified by us followed by a hyphen followed by a timestamp in the format YYYYMMDDHHMMSS and followed by “.txt”.
- 2.86. For the avoidance of doubt, the reduced difference metered measurement data for the boundary connection that is to enter Settlement should continue to be sent using the Settlement MPAN.

Net settlement

- 2.87. Where one of our MPANs is embedded within a licence exempt distribution network connected to one of our Distribution Systems, and difference metering is in place for Settlement purposes, and we do **not** receive gross measurement data for the boundary MPAN, we will charge the boundary MPAN Supplier based on the net measurement for use of our Distribution System. Charges will also be levied directly to the Supplier of the embedded MPAN(s) connected within the licence exempt distribution network based on the actual data received.
- 2.88. The charges applicable for the embedded MPANs are unit charges only. These will be the same values as those at the voltage of connection to the licence exempt distribution network. The fixed charge and capacity charge, at the agreed MIC/MEC of the boundary MPAN, will be charged to the boundary MPAN Supplier.

3. Schedule of charges for use of the distribution system

- 3.1. Tables listing the charges for use of our Distribution System are published in annexes to this document.
- 3.2. These charges are also listed in a spreadsheet which is published with this statement and can be downloaded from www.ukpowernetworks.co.uk.
- 3.3. Annex 1 contains the charges applied to LV and HV Designated Properties.
- 3.4. Annex 2 contains the charges applied to our Designated EHV Properties and charges applied to LDNOs for Designated EHV Properties connected to their Distribution Systems.
- 3.5. Annex 3 contains details of any preserved and additional charges that are valid at this time. Preserved charges are mapped to an appropriate charge and are closed to new Customers.
- 3.6. Annex 4 contains the charges applied to LDNOs in respect of LV and HV Designated Properties connected to their Distribution Systems.

4. Schedule of line loss factors

Role of line loss factors in the supply of electricity

- 4.1. Electricity entering or exiting our Distribution System is adjusted to take account of energy that is lost⁷ as it is distributed through the network. This adjustment does not affect distribution charges but is used in energy settlement to take metered consumption to a notional Grid Supply Point so that Suppliers' purchases take account of the energy lost on the Distribution System.
- 4.2. We are responsible for calculating the Line Loss Factors (LLFs) and providing these to Elexon. Elexon is the company that manages the BSC.
- 4.3. LLFs are used to adjust the Metering System volumes to take account of losses on the Distribution System.

Calculation of line loss factors

- 4.4. LLFs are calculated in accordance with BSCP128, which sets out the procedure and principles with which our LLF methodology must comply. It also defines the procedure and timetable by which LLFs are reviewed and submitted.
- 4.5. LLFs are calculated for a set number of time periods during the year using either a generic or site-specific method. The generic method is used for sites connected at LV or HV and the site-specific method is used for sites connected at EHV or where a request for site-specific LLFs has been agreed. Generic LLFs will be applied as a default to all new EHV sites until sufficient data is available for a site-specific calculation.

Where the usage profile for a given site contains insufficiently large consumption or generation volumes to enable calculation of realistic Site Specific LLFs then a default calculation, or default replacement process shall be undertaken. The definition of EHV used for LLF purposes differs from the definition used for defining Designated EHV Properties in the EDCM. The definition used for LLF purposes can be found in our LLF methodology, which can be found on the Elexon website⁸.

Publication of line loss factors

- 4.6. The LLFs used in Settlement are published on the Elexon Portal⁹. The website contains the LLFs in standard industry data formats and in a summary form. A user guide with details on registering and using the portal is also available.

⁷ Energy can be lost for technical and non-technical reasons and losses normally occur by heat dissipation through power flowing in conductors and transformers. Losses can also reduce if a customer's action reduces power flowing in the distribution network. This might happen when a customer generates electricity and the produced energy is consumed locally.

⁸ BSCP128: Production, Submission, Audit and Approval of Line Loss Factors

<https://www.elexon.co.uk/csd/bscp128-production-submission-audit-and-approval-of-line-loss-factors/>

⁹ The Elexon Portal can be accessed from www.elexonportal.co.uk

- 4.7. BSCP128 sets out the timetable by which LLFs are submitted and audited. The submission and audit occurs between September and December in the year prior to the LLFs becoming effective. Only after the completion of the audit at the end of December and BSC approval are the final LLFs published.
- 4.8. As this statement is published a complete year before the LLFs for the charging year have been produced, Annex 5 is intentionally left blank. This statement will be reissued with Annex 5 populated once the LLFs have been calculated and audited. This should typically be more than three months prior to the statement coming into force.
- 4.9. When using the tables in Annex 5, reference should be made to the LLFC allocated to the MPAN to find the appropriate values.

5. Notes for Designated EHV Properties

EDCM nodal costs

- 5.1. A table which shows the underlying nodal costs used to calculate the current EDCM charges is provided in the 'Schedule of Charges and other tables' document. They can be found in the 'Nodal prices' tab of the published document on our website www.ukpowernetworks.co.uk.
- 5.2. These are illustrative of the modelled costs at the time that this statement was published. A new connection will result in changes to current network utilisations, which will then form the basis of future prices. The charge determined in this statement will not necessarily be the charge in subsequent years because of the interaction between new and existing network connections and any other changes made to our Distribution System which may affect charges.

Charges for new Designated EHV Properties

- 5.3. Charges for any new Designated EHV Properties calculated after publication of the current statement will be published on our website in an addendum to that statement as and when necessary. The addendum will include charge information of the type found in Annex 2, and LLFs as found in Annex 5.
- 5.4. The form of the addendum is detailed in Annex 6 to this statement.
- 5.5. The new Designated EHV Properties' charges will be added to Annex 2 in the next full statement released.

Charges for amended Designated EHV Properties

- 5.6. Where an existing Designated EHV Property is modified and energised in the charging year, we may revise the EDCM charges for the modified Designated EHV Property. If revised charges are appropriate, an addendum will be sent to all relevant parties and published as a revised 'Schedule of Charges and other tables' spreadsheet on our website. The modified Designated EHV Property charges will be added to Annex 2 in the next full statement released.

Demand-side management

- 5.7. New or existing Designated EHV Property Customers may wish to offer part of their MIC to be interruptible by us (for active network management purposes other than normal planned or unplanned outages) in order to benefit from any reduced UoS charges calculated using the EDCM.
- 5.8. Several options exist in which we may agree for some or the entire MIC to be interruptible. Under the EDCM the applicable demand capacity costs would be based on the MIC minus the capacity subject to interruption.

5.9. If you are interested in making part or all of your MIC interruptible as an integral irrevocable feature of a new connection or modification to an existing connection you should in the first instance contact our connections function;

- By emailing connections.gateway@ukpowernetworks.co.uk
- By telephone to **0800 029 4282**
- By writing to UK Power Networks, Connections Gateway, Metropolitan House, Darkes Lane, Potters Bar, EN6 1AG

You must make an express statement in your application that you have an interest in some or all of the import capacity being interruptible for active network management purposes.

5.10. If you are proactively interested in voluntarily but revocably offering to make some or all of your existing connection's MIC interruptible you should in the first instance contact our Agreements Manager at the address in paragraph 1.12.

5.11. A guide to Demand Side Management (DSM) is also available. This provides more information on the type of arrangement that might be put in place should you request to participate in DSM arrangements. This document is available by contacting our Agreements Manager at the address in paragraph 1.12.

6. Electricity distribution rebates

- 6.1. We have neither given nor announced any DUoS rebates to Users in the 12 months preceding the date of publication of this version of the statement.

7. Accounting and administration services

- 7.1. We reserve the right to impose payment default remedies. The remedies are as set out in DCUSA where applicable or else as detailed in the following paragraph.
- 7.2. If any invoices that are not subject to a valid dispute remain unpaid on the due date, late payment interest (calculated at base rate plus 8%) and administration charges may be imposed.
- 7.3. Our administration charges are detailed in the following table. These charges are set at a level which is in line with the Late Payment of Commercial Debts Act;

Size of Unpaid Debt	Late Payment Fee
Up to £999.99	£40.00
£1,000 to £9,999.99	£70.00
£10,000 or more	£100.00

8. Charges for electrical plant provided ancillary to the grant of use of system

- 8.1. No charges for Electrical Plant Provided Ancillary to the Grant of Use of System are detailed within this statement. Please refer to our Statement of Miscellaneous Charges for details of transactional charges and other notices.

9. Schedule of fixed adders to recover Supplier of Last Resort and Eligible Bad Debt pass-through costs

Supplier of Last Resort

9.1. In accordance with Standard Condition 38B 'Treatment of payment claims for last-resort supply where Valid Claim is received on or after 1 April 2019' ('SLC38B') of our Electricity Distribution Licence, and subject to paragraph 9 of that condition, our charges will recover the amount of payments in Regulatory Year t-2 made in response to Last Resort Supply Payment claims. In accordance with Charge Restriction Condition 2B 'Calculation of Allowed Pass-Through Items' ('CRC2B'), specifically paragraph 35 of that condition, other relevant adjustments may also be included.

Excess Supplier of Last Resort

9.2. In accordance with paragraph 9 of SLC38B, we may amend previously published charges as a result of Last Resort Supply Payment claims which breach the Materiality Threshold.

9.3. In such instance, we will include the fixed charge adder to recover these costs separately to the charges calculated in accordance with paragraph 9.1. The Excess Supplier of Last Resort fixed adder therefore represents an increase to previously published charges only.

Eligible Bad Debt

9.4. In accordance with CRC2B, specifically paragraph 39 of that condition, our charges will recover the amount of use of system bad debt the Authority has consented to be recovered. This includes use of system bad debt our charges are recovering on behalf of Independent Distribution Network Operators (IDNOs), in accordance with Standard Licence Condition 38C 'Treatment of Valid Bad Debt Claims' ('SLC38C'), and specifically paragraph 4 of that condition, plus any amounts being returned by us, including on behalf of IDNOs.

Tables of Fixed Adders

9.5. Tables listing the charges to recover Supplier of Last Resort and Eligible Bad Debt pass-through costs are published in annex 7 to this document.

10. Non-Final Demand Sites

Charges for Non-Final Demand Sites

10.1. A Non-Final Demand Site is charged an import tariff that excludes the residual cost element of charges. If the User wishes for a property to qualify for allocation to these tariffs, then the User must submit certification declaring that the property meets the required criteria as per DCUSA.

Process for submitting certification

10.2. This certification should take the form as set out in Appendix 3 and be submitted to Distribution Pricing using the contact details in 1.13.

We may, at our discretion, request a signed paper certificate from the User, in place of electronic. If requested, paper certification should be posted to the contact details in 1.13.

10.3. Users should undertake reasonable endeavours to ensure the facts attested to in the certification are true. We may request documentation evidencing these endeavours, including where appropriate, photographs of metering positions or system diagrams, following receipt of the certification.

10.4. If we determine that the documentation provided does not sufficiently evidence the undertaking of reasonable endeavours, does not support the facts attested to in the certification, or if no documentation is received, we may at our discretion reject the certification as invalid. If the certification is rejected as invalid, then the property will not qualify as a Non-Final Demand Site.

Application of charges for Non-Final Demand Sites

10.5. A property will only be deemed to qualify as a Non-Final Demand Site, and be allocated charges as such, from the date on which we receive valid certification.

10.6. If a property that has previously been certified as a Non-Final Demand Site no longer satisfies the criteria as per DCUSA, then the User must inform us immediately.

10.7. For a property that has been previously certified as a Non-Final Demand Site, we will continue to apply the relevant no residual import tariff without the requirement for further certification, except in any one of the following circumstances;

- Where we have reason to believe that the property no longer qualifies as a Non-Final Demand Site; or
- Significant time has passed since the certification was submitted; or
- Where there is a change to the connection characteristics i.e. capacity change.

If such circumstances occur, we may request re-certification of the site, or reject the certification as invalid at our discretion.

- 10.8. When a property no longer meets the required criteria to qualify as a Non-Final Demand Site, we will change the allocation of charges accordingly from that point.
- 10.9. Please refer to the section 'Incorrectly allocated charges' if you believe the property has been incorrectly not allocated charges as a Non-Final Demand Site.

Appendix 1 - Glossary

1.1. The following definitions, which can extend to grammatical variations and cognate expressions, are included to aid understanding:

Term	Definition
All-the-way Charge	A charge that is applicable to an end user rather than an LDNO. An end user in this context is a Supplier/User who has a registered MPAN or MSID and is using the Distribution System to transport energy on behalf of a Customer.
Balancing and Settlement Code (BSC)	The BSC contains the governance arrangements for electricity balancing and settlement in Great Britain. An overview document is available from https://www.elexon.co.uk/documents/bsc-codes/bscpcs/bscp01-3/
Balancing and Settlement Code Procedure (BSCP)	A document of that title, as established or adopted and from time to time modified by the Panel in accordance with The Code, setting out procedures to be complied with (by Parties, Party Agents, BSC Agents, BSCCo, the Panel and others) in, and other matters relating to, the implementation of The Code.
Central Volume Allocation (CVA)	As defined in the BSC.
Common Distribution Charging Methodology (CDCM)	The CDCM used for calculating charges to Designated Properties as required by standard licence condition 13A of the Electricity Distribution Licence.
Connection Agreement	An agreement between an LDNO and a Customer which provides that that Customer has the right for its connected installation to be and remain directly or indirectly connected to that LDNO's Distribution System
Customer	A person to whom a User proposes to supply, or for the time being supplies, electricity through an exit point, or from who, a User or any relevant exempt supplier, is entitled to recover charges, compensation or an account of profits in respect of electricity supplied through an exit point; Or A person from whom a User purchases, or proposes to purchase, electricity, at an entry point (who may from time to time be supplied with electricity as a Customer of that User (or another electricity supplier) through an exit point).
Designated EHV Properties	As defined in standard condition 13B of the Electricity Distribution Licence.
Designated Properties	As defined in standard condition 13A of the Electricity Distribution Licence.

Term	Definition
Distribution Connection and Use of System Agreement (DCUSA)	<p>The DCUSA is a multi-party contract between the licensed electricity distributors, suppliers, generators and Offshore Transmission Owners of Great Britain.</p> <p>It is a requirement that all licensed electricity distributors and suppliers become parties to the DCUSA.</p>
Distribution Network Operator (DNO)	<p>An electricity distributor that operates one of the 14 distribution services areas and in whose Electricity Distribution Licence the requirements of Section B of the standard conditions of that licence have effect.</p>
Distribution Services Area	<p>The area specified by the Gas and Electricity Markets Authority within which each DNO must provide specified distribution services.</p>
Distribution System	<p>The system consisting (wholly or mainly) of electric lines owned or operated by an authorised distributor that is used for the distribution of electricity from:</p> <ul style="list-style-type: none"> • Grid Supply Points or generation sets or other entry points <p>to the points of delivery to:</p> <ul style="list-style-type: none"> • Customers or Users or any transmission licensee in its capacity as operator of that licensee's transmission system or the Great Britain (GB) transmission system and includes any remote transmission assets (owned by a transmission licensee within England and Wales) <p>that are operated by that authorised distributor and any electrical plant, electricity meters, and metering equipment owned or operated by it in connection with the distribution of electricity, but does not include any part of the GB transmission system.</p>

Term	Definition																																																																																	
Distributor IDs	<p>These are unique IDs that can be used, with reference to the MPAN, to identify your LDNO. The charges for other network operators can be found on their website.</p> <table border="1" data-bbox="657 392 1396 1948"> <thead> <tr> <th data-bbox="657 392 730 454">ID</th> <th data-bbox="730 392 1077 454">Distribution Service Area</th> <th data-bbox="1077 392 1396 454">Company</th> </tr> </thead> <tbody> <tr><td>10</td><td>East of England</td><td>UK Power Networks</td></tr> <tr><td>11</td><td>East Midlands</td><td>Western Power Distribution</td></tr> <tr><td>12</td><td>London</td><td>UK Power Networks</td></tr> <tr><td>13</td><td>Merseyside and North Wales</td><td>Scottish Power</td></tr> <tr><td>14</td><td>Midlands</td><td>Western Power Distribution</td></tr> <tr><td>15</td><td>Northern</td><td>Northern Powergrid</td></tr> <tr><td>16</td><td>North Western</td><td>Electricity North West</td></tr> <tr><td>17</td><td>Scottish Hydro Electric (and embedded networks in other areas)</td><td>Scottish Hydro Electric Power Distribution plc</td></tr> <tr><td>18</td><td>South Scotland</td><td>Scottish Power</td></tr> <tr><td>19</td><td>South East England</td><td>UK Power Networks</td></tr> <tr><td>20</td><td>Southern Electric (and embedded networks in other areas)</td><td>Southern Electric Power Distribution plc</td></tr> <tr><td>21</td><td>South Wales</td><td>Western Power Distribution</td></tr> <tr><td>22</td><td>South Western</td><td>Western Power Distribution</td></tr> <tr><td>23</td><td>Yorkshire</td><td>Northern Powergrid</td></tr> <tr><td>24</td><td>All</td><td>Independent Power Networks</td></tr> <tr><td>25</td><td>All</td><td>ESP Electricity</td></tr> <tr><td>26</td><td>All</td><td>Energetics Electricity Ltd</td></tr> <tr><td>27</td><td>All</td><td>The Electricity Network Company Ltd</td></tr> <tr><td>29</td><td>All</td><td>Harlaxton Energy Networks</td></tr> <tr><td>30</td><td>All</td><td>Leep Electricity Networks Ltd</td></tr> <tr><td>31</td><td>All</td><td>UK Power Distribution Ltd</td></tr> <tr><td>32</td><td>All</td><td>Energy Assets Networks Limited</td></tr> <tr><td>33</td><td>All</td><td>Eclipse Power Networks Ltd</td></tr> <tr><td>34</td><td>All</td><td>Murphy Power Distribution Ltd</td></tr> <tr><td>35</td><td>All</td><td>Fulcrum Electricity Assets Ltd</td></tr> <tr><td>36</td><td>All</td><td>Vattenfall Networks Ltd</td></tr> </tbody> </table>	ID	Distribution Service Area	Company	10	East of England	UK Power Networks	11	East Midlands	Western Power Distribution	12	London	UK Power Networks	13	Merseyside and North Wales	Scottish Power	14	Midlands	Western Power Distribution	15	Northern	Northern Powergrid	16	North Western	Electricity North West	17	Scottish Hydro Electric (and embedded networks in other areas)	Scottish Hydro Electric Power Distribution plc	18	South Scotland	Scottish Power	19	South East England	UK Power Networks	20	Southern Electric (and embedded networks in other areas)	Southern Electric Power Distribution plc	21	South Wales	Western Power Distribution	22	South Western	Western Power Distribution	23	Yorkshire	Northern Powergrid	24	All	Independent Power Networks	25	All	ESP Electricity	26	All	Energetics Electricity Ltd	27	All	The Electricity Network Company Ltd	29	All	Harlaxton Energy Networks	30	All	Leep Electricity Networks Ltd	31	All	UK Power Distribution Ltd	32	All	Energy Assets Networks Limited	33	All	Eclipse Power Networks Ltd	34	All	Murphy Power Distribution Ltd	35	All	Fulcrum Electricity Assets Ltd	36	All	Vattenfall Networks Ltd
	ID	Distribution Service Area	Company																																																																															
	10	East of England	UK Power Networks																																																																															
	11	East Midlands	Western Power Distribution																																																																															
	12	London	UK Power Networks																																																																															
	13	Merseyside and North Wales	Scottish Power																																																																															
	14	Midlands	Western Power Distribution																																																																															
	15	Northern	Northern Powergrid																																																																															
	16	North Western	Electricity North West																																																																															
	17	Scottish Hydro Electric (and embedded networks in other areas)	Scottish Hydro Electric Power Distribution plc																																																																															
	18	South Scotland	Scottish Power																																																																															
	19	South East England	UK Power Networks																																																																															
	20	Southern Electric (and embedded networks in other areas)	Southern Electric Power Distribution plc																																																																															
	21	South Wales	Western Power Distribution																																																																															
	22	South Western	Western Power Distribution																																																																															
	23	Yorkshire	Northern Powergrid																																																																															
	24	All	Independent Power Networks																																																																															
	25	All	ESP Electricity																																																																															
	26	All	Energetics Electricity Ltd																																																																															
	27	All	The Electricity Network Company Ltd																																																																															
	29	All	Harlaxton Energy Networks																																																																															
	30	All	Leep Electricity Networks Ltd																																																																															
	31	All	UK Power Distribution Ltd																																																																															
	32	All	Energy Assets Networks Limited																																																																															
	33	All	Eclipse Power Networks Ltd																																																																															
	34	All	Murphy Power Distribution Ltd																																																																															
	35	All	Fulcrum Electricity Assets Ltd																																																																															
	36	All	Vattenfall Networks Ltd																																																																															
	EHV Distribution Charging Methodology (EDCM)	The EDCM used for calculating charges to Designated EHV Properties as required by standard licence condition 13B of the Electricity Distribution Licence.																																																																																

Term	Definition
Electricity Distribution Licence	The Electricity Distribution Licence granted or treated as granted pursuant to section 6(1) of the Electricity Act 1989.
Electricity Distributor	Any person who is authorised by an Electricity Distribution Licence to distribute electricity.
Embedded Network	An electricity Distribution System operated by an LDNO and embedded within another Distribution System.
Engineering Recommendation P2/6	A document of the Energy Networks Association, which defines planning standards for security of supply and is referred to in Standard Licence Condition 24 of our Electricity Distribution Licence.
Entry Point	A boundary point at which electricity is exported onto a Distribution System from a connected installation or from another Distribution System, not forming part of the total system (boundary point and total system having the meaning given to those terms in the BSC).
Exit Point	A point of connection at which a supply of electricity may flow from the Distribution System to the Customer's installation or User's installation or the Distribution System of another person.
Extra High Voltage (EHV)	Nominal voltages of 22kV and above.
Final Demand Site	As defined in DCUSA Schedule 32.
Gas and Electricity Markets Authority (GEMA)	As established by the Utilities Act 2000.
Grid Supply Point (GSP)	A metered connection between the National Grid Electricity Transmission system and the licensee's distribution system at which electricity flows to or from the Distribution System.
GSP group	A distinct electrical system that is supplied from one or more GSPs for which total supply into the GSP group can be determined for each half hour.
High Voltage (HV)	Nominal voltages of at least 1kV and less than 22kV.
Invalid Settlement Combination	A Settlement combination that is not recognised as a valid combination in market domain data - see https://www.elexonportal.co.uk/MDDVIEWER .
kVA	Kilovolt ampere.
kVArh	Kilovolt ampere reactive hour.
kW	Kilowatt.
kWh	Kilowatt hour (equivalent to one "unit" of electricity).
Licensed Distribution Network Operator (LDNO)	The holder of a Licence to distribute electricity.

Term	Definition
Line Loss Factor (LLF)	The factor that is used in Settlement to adjust the metering system volumes to take account of losses on the distribution system.
Line Loss Factor Class (LLFC)	An identifier assigned to an SVA metering system which is used to assign the LLF and use of system charges.
Load Factor	$= \frac{\text{annual consumption (kWh)}}{\text{maximum demand (kW)} \times \text{hours in year}}$
Low Voltage (LV)	Nominal voltages below 1kV.
Market Domain Data (MDD)	MDD is a central repository of reference data available to all Users involved in Settlement. It is essential to the operation of SVA trading arrangements.
Master Registration Agreement (MRA)	The Master Registration Agreement (MRA) provides a governance mechanism to manage the processes established between electricity suppliers and distribution companies to enable electricity suppliers to transfer customers. It includes terms for the provision of Metering Point Administration Services (MPAS) Registrations.
Maximum Export Capacity (MEC)	The MEC of apparent power expressed in kVA that has been agreed can flow through the entry point to the Distribution System from the Customer's installation as specified in the connection agreement.
Maximum Import Capacity (MIC)	The MIC of apparent power expressed in kVA that has been agreed can flow through the exit point from the Distribution System to the Customer's installation as specified in the connection agreement.
Measurement Class	<p>A classification of Metering Systems used in the BSC which indicates how consumption is measured, i.e.:</p> <ul style="list-style-type: none"> • Measurement Class A – non-half hourly metering equipment; • Measurement Class B – non-half hourly unmetered supplies; • Measurement Class C – half hourly metering equipment at or above 100kW premises; • Measurement Class D – half hourly unmetered supplies; • Measurement Class E – half hourly metering equipment below 100kW premises with CT; • Measurement Class F – half hourly metering equipment at below 100kW premises with CT or whole current, and at domestic premises; and • Measurement Class G – half hourly metering equipment at below 100kW premises with whole current and not at domestic premises.
Meter Timeswitch Code (MTC)	MTCs are three digit codes allowing suppliers to identify the metering installed in Customers' premises. They indicate whether the meter is single or multi-rate, pre-payment or credit, or whether it is 'related' to another meter. Further information can be found in MDD.

Term	Definition
Metering Point	The point at which electricity that is exported to or imported from the licensee's Distribution System is measured, is deemed to be measured, or is intended to be measured and which is registered pursuant to the provisions of the MRA. For the purposes of this statement, GSPs are not 'Metering Points'.
Meter Point Administration Number (MPAN)	A number relating to a Metering Point under the MRA.
Metering System	Particular commissioned metering equipment installed for the purposes of measuring the quantities of exports and/or imports at the exit point or entry point.
Metering System Identifier (MSID)	MSID is a term used throughout the BSC and its subsidiary documents and has the same meaning as MPAN as used under the MRA.
Nested Networks	This refers to a situation where there is more than one level of Embedded Network and therefore nested Distribution Systems between LDNOs (e.g. host DNO→primary nested DNO→ secondary nested DNO→customer).
Non-Final Demand Site	As defined in DCUSA Schedule 32.
Ofgem	Office of Gas and Electricity Markets – Ofgem is governed by GEMA and is responsible for the regulation of the distribution companies.
Profile Class (PC)	A categorisation applied to NHH MPANs and used in settlement to group customers with similar consumption patterns to enable the calculation of consumption profiles.
Settlement	The determination and settlement of amounts payable in respect of charges (including reconciling charges) in accordance with the BSC.
Settlement Class (SC)	The combination of Profile Class, Line Loss Factor Class, Time Pattern Regime and Standard Settlement Configuration, by Supplier within a GSP group and used for Settlement.
Standard Settlement Configuration (SSC)	A standard metering configuration relating to a specific combination of Time Pattern Regimes.
Supercustomer	The method of billing Users for use of system on an aggregated basis, grouping together consumption and standing charges for all similar NHH metered Customers or aggregated HH metered Customers.
Supercustomer DUoS Report	A report of profiled data by Settlement Class providing counts of MPANs and units consumed.
Supplier	An organisation with a supply licence responsible for electricity supplied to and/or exported from a Metering Point.
Supplier Volume Allocation (SVA)	As defined in the BSC.

Term	Definition
Time Pattern Regime (TPR)	The pattern of switching behaviour through time that one or more meter registers follow.
Unmetered Supplies	Exit points deemed to be suitable as unmetered supplies as permitted in the Electricity (Unmetered Supply) Regulations 2001 and where operated in accordance with BSC Procedure 520 ¹⁰ .
Use of System Charges	Charges which are applicable to those parties which use the Distribution System.
User	Someone that has a use of system agreement with the DNO e.g. a supplier, generator or other LDNO.

¹⁰ Balancing and Settlement Code Procedures are available from <http://www.elexon.co.uk/pages/bscps.aspx>

Appendix 2 - Guidance notes¹¹

Background

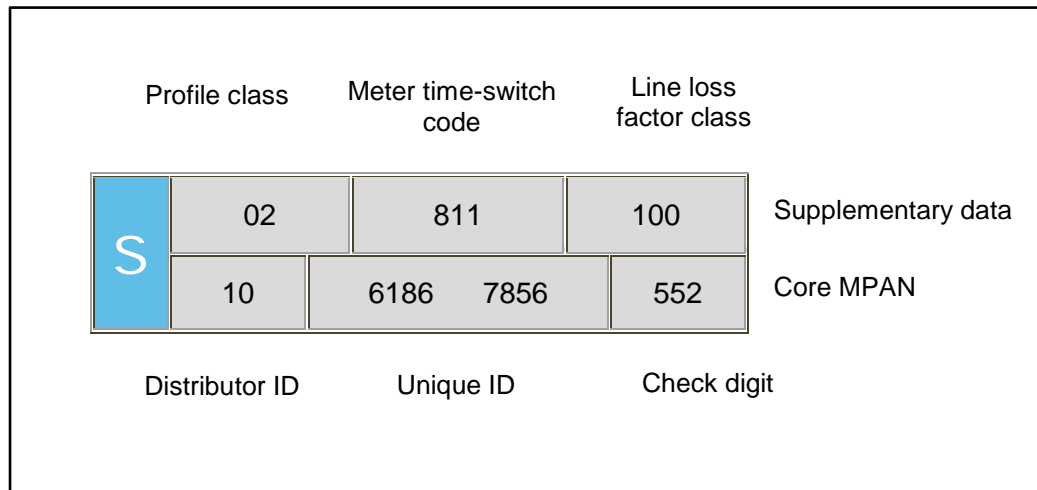
- 1.1. The electricity bill from your Supplier contains an element of charge to cover electricity distribution costs. This distribution charge covers the cost of operating and maintaining a safe and reliable Distribution System that forms the 'wires' that transport electricity between the national transmission system and end users such as homes and businesses. Our Distribution System includes overhead lines, underground cables, as well as substations and transformers.
- 1.2. In most cases, your Supplier is invoiced for the distribution charge and this is normally part of your total bill. In some cases, for example business users, the Supplier may pass through the distribution charge as an identifiable line item on the electricity bill.
- 1.3. Where electricity is generated at a premises your Supplier may receive a credit for energy that is exported on to the Distribution System. These credits are intended to reflect that the exported generation may reduce the need for traditional demand led reinforcement of the Distribution System.
- 1.4. Understanding your distribution charges could help you reduce your costs and increase your credits. This is achieved by understanding the components of the charge to help you identify whether there may be opportunities to change the way you use the Distribution System.

Meter point administration

- 1.5. We are responsible for managing the electricity supply points that are connected to our Distribution System. Typically, every supply point is identified by a Meter Point Administration Number (MPAN). A few supply points may have more than one MPAN depending on the metering configuration (e.g. a school which may have an MPAN for the main supply and an MPAN for catering).
- 1.6. The full MPAN is a 21 digit number, preceded by an 'S' and includes supplementary data. The MPAN applicable to a supply point is found on the electricity bill from your Supplier. This number enables you to establish who your electricity distributor is, details of the characteristics of the supply and importantly the distribution charges that are applicable to your premises.
- 1.7. The 21-digit number is normally presented in two sections as shown in the following diagram. The top section is supplementary data which gives information about the characteristics of supply, while the bottom 'core' is the unique identifier.

¹¹ These guidance notes are provided for additional information and do not form part of the application of charges.

Full MPAN diagram



- 1.8. Generally, you will only need to know the Distributor ID and LLFC to identify the distribution charges for your premises. However, there are some premises where charges are specific to that site. In these instances, the charges are identified by the MPAN core. The Distributor ID for Eastern Power Networks is 10. Other Distributor IDs can be referenced in the glossary.
- 1.9. Additionally, it can be useful to understand the profile class provided in the supplementary data. The profile class will be a number between 00 and 08. The following list provides details of the allocation of profile classes to types of customers:
- '01' – Domestic customers with unrestricted supply
 - '02' – Domestic customers with restricted load, for example off-peak heating
 - '03' – Non-domestic customers with unrestricted supply
 - '04' – Non-domestic customers with restricted load, for example off-peak heating
 - '05' – Non-domestic maximum demand customers with a Load Factor of less than 20%
 - '06' – Non-domestic maximum demand customers with a Load Factor between 20% and 30%
 - '07' – Non-domestic maximum demand customers with a Load Factor between 30% and 40%
 - '08' – Non-domestic maximum demand customers with a Load Factor over 40% or non-half hourly metered generation customers
 - '00' – Half-hourly metered, demand and generation customers
- 1.10. Unmetered Supplies will be allocated to profile class 01, 08 or 00 depending on the type of load or the measurement method of the load.

- 1.11. The allocation of the profile class will affect your charges. If you feel that you have been allocated the wrong profile class, please contact your Supplier as they are responsible for this.

Your charges

- 1.12. All distribution charges that relate to our Distributor ID 10 are provided in this statement.
- 1.13. You can identify your charges by referencing your LLFC, from Annex 1. If the MPAN is for a Designated EHV Property, then the charges will be found in Annex 2. In a few instances, the charges may be contained in Annex 3 or Annex 6. When identifying charges in Annex 2, please note that some LLFCs have more than one charge. In this instance, you will need to select the correct charge by cross-referencing with the MPAN core provided in the table.
- 1.14. Once you have identified which charge structure applies to your MPAN then you will be able to calculate an estimate of your distribution charge using the calculator provided in the spreadsheet 'Schedule of charges and other tables' found in the sheet called 'Charge Calculator'. This spreadsheet can be downloaded from www.ukpowernetworks.co.uk.

Reducing your charges

- 1.15. The most effective way to reduce your energy charges is to reduce your consumption by switching off or using more energy efficient appliances. However, there are also other potential opportunities to reduce your distribution charges; for example, it may be beneficial to shift demand or generation to a better time period. Demand use is likely to be cheaper outside peak periods and generation credits more beneficial during peak periods, although the ability to directly benefit will be linked to the structure of your supply charges.
- 1.16. The calculator mentioned above provides the opportunity to establish a forecast of the change in distribution charges that could be achieved if you are able to change any of the consumption related inputs.

Reactive power and reactive power charges

- 1.17. Reactive power is a separately charged component of connections that are half hourly metered. Reactive power charges are generally avoidable if 'best practice' design of the properties' electrical installation has been provided in order to maintain a power factor between 0.95 and unity at the Metering Point.
- 1.18. Reactive Power (kVArh) is the difference between working power (active power measured in kW) and total power consumed (apparent power measured in kVA).

Essentially it is a measure of how efficiently electrical power is transported through an electrical installation or a Distribution System.

- 1.19. Power flowing with a power factor of unity results in the most efficient loading of the Distribution System. Power flowing with a power factor of less than 0.95 results in much higher losses in the Distribution System, a need to potentially provide higher capacity electrical equipment and consequently a higher bill for you the consumer. A comparatively small improvement in power factor can bring about a significant reduction in losses since losses are proportional to the square of the current.
- 1.20. Different types of electrical equipment require some 'reactive power' in addition to 'active power' in order to work effectively. Electric motors, transformers and fluorescent lighting, for example, may produce poor power factors due to the nature of their inductive load. However, if good design practice is applied then the poor power factor of appliances can be corrected as near as possible to source. Alternatively, poor power factor can be corrected centrally near to the meter.
- 1.21. There are many advantages that can be achieved by correcting poor power factor. These include: reduced energy bills through lower reactive charges, lower capacity charges and reduced power consumption and reduced voltage drop in long cable runs.

Site-specific EDCM charges

- 1.22. A site classified as a Designated EHV Property is subject to a locational-based charging methodology (referred to as EDCM) for higher voltage network users. Distributors use one of two approved approaches: Long Run Incremental Cost (LRIC) or Forward Cost Pricing (FCP); we use the LRIC. The EDCM will apply to Customers connected at EHV or connected at HV and metered at a HV Substation.
- 1.23. EDCM charges and credits are site-specific, reflecting the degree to which the local and higher voltage networks have the capacity to serve more demand or generation without the need to upgrade the electricity infrastructure. The charges also reflect the networks specifically used to deliver the electricity to the site as well as the usage at the site. Generators with non-intermittent output and deemed to be providing beneficial support to our networks may qualify to receive credit.
- 1.24. The charges under the EDCM comprise of the following individual components:
 - a) **Fixed charge (pence/MPAN/day)** - This charge recovers operational costs associated with those connection assets that are provided for the 'sole' use of the customer. The value of these assets is used as a basis to derive the charge.

b) **Capacity charge (pence/kVA/day)** - This charge comprises the relevant LRIC component, the National Grid Electricity Transmission cost and other regulated costs.

Capacity charges are levied on the MIC, MEC, and any exceeded capacity. You may wish to review your MIC or MEC periodically to ensure it remains appropriate for your needs as you may be paying for more capacity than you require. If you wish to make changes contact us via the details in paragraph 1.12.

The LRIC cost is locational and reflects our assessment of future network reinforcement necessary at the voltage of connection (local) and beyond at all higher voltages (remote) relevant to the customer's connection. This results in the allocation of higher costs in more capacity congested parts of the network reflecting the greater likelihood of future reinforcement in these areas, and the allocation of lower costs in less congested parts of the network. The local LRIC cost is included in the capacity charge.

Our regulated costs include direct and indirect operational costs and a residual amount to ensure recovery of our regulated allowed revenue. The capacity charge recovers these costs using the customer usage profile and the relevant assets being used to transport electricity between the source substation and customer's Metering Point.

c) **Super-red unit charge (pence/kWh)** - This charge recovers the remote LRIC component. The charge is positive for import and negative for export which means you can either reduce your charges by minimising consumption or increasing export at those times. The charge is applied to consumption during the Super-red time period as detailed in Annex 2.

1.25. Future charge rates may be affected by consumption during the Super-red period, therefore reducing consumption in the Super-red time period may be beneficial.

1.26. **Reactive Power** - The EDCM does not include a separate charge component for any reactive power flows (kVAr) for either demand or generation. However, the EDCM charges do reflect the effect on the network of the customer's power factor; for example, unit charges can increase if your site power factor is poor (lower than 0.95). Improving your site's power factor will also reduce the maximum demand (kVA) for the same power consumed in kW thus providing scope to reduce your agreed capacity requirements.

Appendix 3 – Non-Final Demand Site Certificate

A certificate set out in the form of the example shown below should be submitted to confirm that a site qualifies as a Non-Final Demand Site.

Non-Final Demand Site Certificate of Compliance	
<p>This is to certify that the Metering System listed below qualifies as compliant with the criteria of a Non-Final Demand Site, for the purposes of Use of System charges, and that:</p> <p>The property is a Single Site at which either or both Electricity Storage and/or Electricity Generation occurs (whether the facility(ies) at the site are operating or being commissioned, repaired or decommissioned), and that:</p> <ul style="list-style-type: none"> a) has an export MPAN and an import MPAN with associated metering equipment which only measures export from Electricity Storage and/or Electricity Generation and import for or directly relating to Electricity Storage and/or Electricity Generation (and not export from another source and/or import for another activity); and <ul style="list-style-type: none"> i) if registered in an MPAS Registration System, is subject to certification from a Supplier Party that the site meets the criteria in paragraph (a) above, which certificate has been provided to the DNO/IDNO Party; or ii) if registered in CMRS, is subject to certification from the Customer (or its CVA Registrant) that the site meets the criteria in paragraph (a) above, which certificate has been provided to the DNO/IDNO Party. <p>For the purposes of this declaration, the term Non-Final Demand Site has the meaning given to it in the DCUSA.</p>	
<p>Metering System Site Address:</p>	
<p>Qualifying Import MPAN/MSID(s)</p>	<p>Qualifying Export MPAN/MSID(s)</p>
<p>I declare that I understand the qualification requirements and certify that the above Metering System meets the criteria of a Non-Final Demand Site.</p> <p>Authorised signatory:</p> <p>Name and designation:</p> <p>On behalf of company:</p> <p>Date:</p>	

Annex 1 - Schedule of Charges for use of the Distribution System by LV and HV Designated Properties

Eastern Power Networks - Effective from 1 April 2022 - Final LV and HV charges

Time Bands for LV and HV Designated Properties			
Time periods	Red Time Band	Amber Time Band	Green Time Band
Monday to Friday (Including Bank Holidays) All Year	16:00 - 19:00	07:00 - 16:00 19:00 - 23:00	00:00 - 07:00 23:00 - 24:00
Saturday and Sunday All Year			00:00 - 24:00
Notes	All the above times are in UK Clock time		

Time Bands for Unmetered Properties			
	Black Time Band	Yellow Time Band	Green Time Band
Monday to Friday (Including Bank Holidays) November to February Inclusive	16:00 - 19:00	07:00 - 16:00 19:00 - 23:00	00:00 - 07:00 23:00 - 24:00
Monday to Friday (Including Bank Holidays) March to October Inclusive		07:00 - 23:00	00:00 - 07:00 23:00 - 24:00
Saturday and Sunday All Year			00:00 - 24:00
Notes	All the above times are in UK Clock time		

Tariff name	Open LLFCs	PCs	Red/black unit charge p/kWh	Amber/yellow unit charge p/kWh	Green unit charge p/kWh	Fixed charge p/MPAN/day	Capacity charge p/kVA/day	Exceeded capacity charge p/kVA/day	Reactive power charge p/kVAh	Closed LLFCs
Domestic Aggregated with Residual	1, 3, 7	0, 1, 2	15.429	0.657	0.122	6.88				11, 25, 40, 43, 46, 58
Domestic Aggregated (Related MPAN)	2, 22	2	15.429	0.657	0.122					29, 55, 61
Non-Domestic Aggregated No Residual	199	0, 3, 4, 5, 8	14.288	0.608	0.113	4.20				
Non-Domestic Aggregated Band 1	200, 201, 205, 254	0, 3, 4, 5, 8	14.288	0.608	0.113	5.33				15, 49, 237, 238, 239, 242, 247, 248, 250
Non-Domestic Aggregated Band 2	202	0, 3, 4, 5, 8	14.288	0.608	0.113	10.51				
Non-Domestic Aggregated Band 3	203	0, 3, 4, 5, 8	14.288	0.608	0.113	19.94				
Non-Domestic Aggregated Band 4	204	0, 3, 4, 5, 8	14.288	0.608	0.113	52.80				
Non-Domestic Aggregated (related MPAN)	64	4	14.288	0.608	0.113					33
LV Site Specific No Residual	19, 70	0	9.824	0.396	0.074	11.04	3.65	7.57	0.341	
LV Site Specific Band 1	71, 86	0	9.824	0.396	0.074	98.67	3.65	7.57	0.341	
LV Site Specific Band 2	72	0	9.824	0.396	0.074	142.19	3.65	7.57	0.341	
LV Site Specific Band 3	73	0	9.824	0.396	0.074	234.29	3.65	7.57	0.341	
LV Site Specific Band 4	74	0	9.824	0.396	0.074	490.22	3.65	7.57	0.341	
LV Sub Site Specific No Residual	79, 80	0	6.755	0.243	0.046	8.15	5.02	6.55	0.217	
LV Sub Site Specific Band 1	81	0	6.755	0.243	0.046	95.78	5.02	6.55	0.217	
LV Sub Site Specific Band 2	82	0	6.755	0.243	0.046	139.31	5.02	6.55	0.217	
LV Sub Site Specific Band 3	83	0	6.755	0.243	0.046	231.40	5.02	6.55	0.217	
LV Sub Site Specific Band 4	85	0	6.755	0.243	0.046	487.33	5.02	6.55	0.217	
HV Site Specific No Residual	89, 90	0	5.570	0.180	0.035	109.59	4.19	5.86	0.176	
HV Site Specific Band 1	84, 91	0	5.570	0.180	0.035	637.99	4.19	5.86	0.176	
HV Site Specific Band 2	92	0	5.570	0.180	0.035	1440.55	4.19	5.86	0.176	
HV Site Specific Band 3	93	0	5.570	0.180	0.035	2834.21	4.19	5.86	0.176	
HV Site Specific Band 4	94	0	5.570	0.180	0.035	6770.43	4.19	5.86	0.176	
Unmetered Supplies	100, 101, 102, 103, 110, 111, 112, 113, 150, 151, 152, 153, 160, 161, 162, 163, 350	0, 1 or 8	40.226	1.512	1.041					
LV Generation Aggregated	912	0	-9.287	-0.396	-0.073	0.00				905, 913
LV Sub Generation Aggregated		0	-8.284	-0.341	-0.063	0.00				
LV Generation Site Specific	980, 982	0	-9.287	-0.396	-0.073	0.00			0.300	
LV Generation Site Specific no RP charge	981, 983	0	-9.287	-0.396	-0.073	0.00				
LV Sub Generation Site Specific	984, 986	0	-8.284	-0.341	-0.063	0.00			0.265	
LV Sub Generation Site Specific no RP charge	985, 987	0	-8.284	-0.341	-0.063	0.00				
HV Generation Site Specific	988, 990	0	-6.122	-0.216	-0.041	9.27			0.217	
HV Generation Site Specific no RP charge	989, 991	0	-6.122	-0.216	-0.041	9.27				

Annex 2 - Schedule of Charges for use of the Distribution System by Designated EHV Properties (including LDNOs with Designated EHV Properties/end-users).

Eastern Power Networks - Effective from 1 April 2022 - Final EDCM charges

Time Periods for Designated EHV Properties

Time periods	Super Red Time Band
Monday to Friday (Including Bank Holidays) November to February Inclusive	16:00 - 19:00
Notes	All the above times are in UK Clock time

Import Unique Identifier	LLFC	Import MPANs/MSIDs	Export Unique Identifier	LLFC	Export MPANs/MSIDs	Name	Import Super Red unit charge (p/kWh)	Import fixed charge (p/day)	Import capacity charge (p/kVA/day)	Import exceeded capacity charge (p/kVA/day)	Export Super Red unit charge (p/kWh)	Export fixed charge (p/day)	Export capacity charge (p/kVA/day)	Export exceeded capacity charge (p/kVA/day)
3VALSW	585	1014569699836				3VALSW	0.000	4238.47	4.22	4.22				
ADBRKS	586	1023529546480				ADBRKS	0.920	29185.59	3.17	3.17				
ARAMAN	800	1023483097981				ARAMAN	1.741	56539.47	1.37	1.37				
ARKENF	328	1050001901140				ARKENF	0.000	53408.00	2.04	2.04				
ARLAFD	587	1030081553176 1030081553404	ARLAFD	710	1030085114723 1030085114955	ARLAFD	2.075	12675.72	1.36	1.36	-2.024	75.66	0.05	0.05
AW_GRA	588	1014571445536 1023477037942	AW_GRA	400	1050001872410 1050001872400	AW_GRA	0.000	12502.41	3.00	3.00	0.000	47.22	0.05	0.05
AWOUSE	589	1014571965793 1023475403798				AWOUSE	0.812	1170.72	2.91	2.91				
BERMAT	590	1014571751895				BERMAT	0.000	1069.84	4.26	4.26				
BOCTHA	803	1014572608412				BOCTHA	1.058	13470.41	4.08	4.08				
BPA_CO	804	1014572578282				BPA_CO	0.729	1609.40	2.44	2.44				
BPTLTD	591	1014572502380 1023475256360				BPTLTD	2.948	12650.51	1.68	1.68				
BTLCOM	592	1014572546086 1023545733475 1050000169030				BTLCOM	0.063	12852.26	4.33	4.33				
CEMXUK	593	1014571132500 1023474247588				CEMXUK	1.942	1170.72	2.81	2.81				
CMRODC	594	1050001068050 1050001068069				CMRODC	9.080	1258.36	1.87	1.87				
DGRLTY	595	1030050289278 1030050289506				DGRLTY	1.803	60992.81	1.34	1.34				
DRABED	809	1014572509517				DRABED	0.000	21166.20	1.21	1.21				
EMR_TI	813	1014572805060 1023475632649				EMR_TI	0.429	13027.54	1.23	1.23				
ESWMID	596	1014572640842 1014572641075	ESWMID	432	1023518907371 1023518908064	ESWMID	0.123	1157.27	3.02	3.02	-0.178	13.45	0.05	0.05
ESWWIX	597	1014572713989				ESWWIX	9.124	3659.69	2.20	2.20				
FORD_D	818	1015684515819				FORD_D	0.000	79730.03	2.51	2.51				
FRDHVS	598	1014572810813				FRDHVS	1.629	26218.71	2.84	2.84				
FUJISL	599	1023526590750 1023526590982 1023526591211				FUJISL	2.292	12751.38	2.67	2.67				
FXDFAG	474	1014572633250 1023479907422				FXDFAG	1.695	15428.87	2.96	2.96				
FXDOYS	475	1023482441566 1023492579962				FXDOYS	3.017	15428.87	2.69	2.69				
GLXOST	476	1014569657748 1014569657970				GLXOST	0.990	25916.08	2.10	2.10				
GLXOW2	477	1023475634488 1023475635409				GLXOW2	6.559	12650.51	2.96	2.96				
GLXOWR	478	1014570677103 1023475633563 1023475634256 1023475634948 1023484819994				GLXOWR	6.559	12650.51	3.11	3.11				
HEINZF	479	1014573127752				HEINZF	4.023	1069.84	4.76	4.76				

Note: The list of MPANs / MSIDs provided may be incomplete; the DNO reserves the right to apply the listed charges to any other MPANs / MSIDs associated with the site.

Import Unique Identifier	LLFC	Import MPANs/MSIDs	Export Unique Identifier	LLFC	Export MPANs/MSIDs	Name	Import Super Red unit charge (p/kWh)	Import fixed charge (p/day)	Import capacity charge (p/kVA/day)	Import exceeded capacity charge (p/kVA/day)	Export Super Red unit charge (p/kWh)	Export fixed charge (p/day)	Export capacity charge (p/kVA/day)	Export exceeded capacity charge (p/kVA/day)
HRLWDC	480	1050001003372 1050001003381 1050001003390				HRLWDC	0.030	26993.75	1.08	1.08				
HTFD_L	820	1014569896484				HTFD_L	15.886	1355.48	2.16	2.16				
INFSSE	604	1099000001162 1099000001171				INFSSE	0.000	47805.82	1.16	1.16				
KLYN33		MSID: 7044				KLYN33	0.575	1258.36	1.22	1.22				
LAKENH	482	1023504932800				LAKENH	0.000	12852.26	5.31	5.31				
LBARPS		MSID: 7409				LBARPS	0.000	1258.36	1.07	1.07				
LS&E_N	823	1014568599280 1023477604661				LS&E_N	0.000	13203.07	1.49	1.49				
LU_FIN	825	1023478728447 1023478728907				LU_FIN	0.135	26293.12	2.30	2.30				
LU_MHO	864	1030059686387 1030060990025 1030060990257 1030060990489				LU_MHO	0.000	101797.28	2.58	2.58				
LU_NEA	431	1050000907391 1050000907407 1050000907416 1050000907443				LU_NEA	0.000	95736.87	2.62	2.62				
MLVLCM	484	1030062915127				MLVLCM	0.000	1069.84	1.28	1.28				
MNBRNZ	485	1014572268249 1023498487971				MNBRNZ	0.215	4541.10	2.51	2.51				
MSDHOD	828	1023533706269 1023533706490				MSDHOD	2.249	4935.45	2.82	2.82				
NEWHOL	807	1014569560220				NEWHOL	1.821	14576.28	3.00	3.00				
NEWSIL	829	1030022814396 1030022814624 1030022814856 1030022815089				NEWSIL	0.000	26117.84	2.29	2.29				
NR_BAS	840	1023478020044				NR_BAS	0.000	21718.44	2.75	2.75				
NR_COL	842	1014572898446 1030076303426	NR_COL	720	1023545945047 1030077668707	NR_COL	0.082	19668.39	3.38	3.38	0.000	1968.99	0.05	0.05
NR_CRW	843	1014572578742				NR_CRW	0.001	32906.50	5.37	5.37				
NR_GRA	844	1014573096936				NR_GRA	0.066	16044.84	1.31	1.31				
NR_HOR	845	1014572986535				NR_HOR	0.000	33485.28	3.05	3.05				
NR_KNG	846	1014572901666				NR_KNG	0.071	4854.44	2.01	2.01				
NR_LBR	847	1014572780683				NR_LBR	0.000	35574.17	2.58	2.58				
NR_MAN	848	1014572821160				NR_MAN	0.000	31187.46	2.16	2.16				
NR_MIL	849	1014573017580				NR_MIL	0.059	33485.28	3.65	3.65				
NR_NRW	850	1014572876363				NR_NRW	0.019	4565.05	4.41	4.41				
NR_PET	851	1014573170075				NR_PET	0.013	16044.84	3.21	3.21				
NR_RAY	852	1014573010682				NR_RAY	0.000	19930.31	3.25	3.25				
NR_RYE	853	1014572632104				NR_RYE	0.013	33485.28	1.61	1.61				
NR_SED	855	1014572682017				NR_SED	0.000	32906.50	4.87	4.87				
NR_SHN	854	1023478597119				NR_SHN	0.001	33485.28	3.30	3.30				
NR_SPR	856	1014572602660				NR_SPR	0.000	33485.28	3.14	3.14				
NR_STW	857	1014572719730				NR_STW	0.014	19640.92	3.54	3.54				
NR_SUN	858	1014572853366				NR_SUN	0.000	34901.90	2.61	2.61				
NR_TOT	859	1014573142245				NR_TOT	0.000	33485.28	2.59	2.59				
NR_UGL	860	1014573113954				NR_UGL	2.298	16044.84	3.59	3.59				
NR_WEL	861	1014572501466				NR_WEL	0.026	33485.28	4.58	4.58				
NRAUTH	486	1014572907871 1023484600573				NRAUTH	0.000	12650.51	1.59	1.59				
NYSEIB	487	1030062357607 1030062357839				NYSEIB	2.263	31593.36	1.59	1.59				
PLMPPR	831	1030062872341 1030062872573	PLMPPR	434	1050001450466 1050001450475	PLMPPR	2.548	53543.31	1.58	1.58	-2.318	951.06	0.05	0.05
PP_COR	832	1014569523654				PP_COR	2.941	13606.32	1.58	1.58				
PRECIS	488	1014572632790 1015685836242				PRECIS	0.012	1170.72	5.89	5.89				
PRMFDS	489	1014572860726 1023479474560				PRMFDS	4.061	1170.72	4.25	4.25				

Note: The list of MPANs / MSIDs provided may be incomplete; the DNO reserves the right to apply the listed charges to any other MPANs / MSIDs associated with the site.

Import Unique Identifier	LLFC	Import MPANs/MSIDs	Export Unique Identifier	LLFC	Export MPANs/MSIDs	Name	Import Super Red unit charge (p/kWh)	Import fixed charge (p/day)	Import capacity charge (p/kVA/day)	Import exceeded capacity charge (p/kVA/day)	Export Super Red unit charge (p/kWh)	Export fixed charge (p/day)	Export capacity charge (p/kVA/day)	Export exceeded capacity charge (p/kVA/day)
QNETIC	490	1014572722956				QNETIC	2.148	5348.04	3.40	3.40				
RAF_AL	491	1014572929954				RAF_AL	0.076	2314.33	4.60	4.60				
RAINDC	483	1050001877738 1050001878244	RAINDC	772	1050001877747 1050001878253	RAINDC	0.000	21609.04	2.48	2.48	-0.225	14061.05	0.05	0.05
RANJAC	492	1014712345991				RANJAC	0.812	1069.84	2.61	2.61				
RNDMHS	493	1014571768453				RNDMHS	0.000	1069.84	1.55	1.55				
RPRLTD	494	1014569969627				RPRLTD	1.103	1170.72	2.82	2.82				
SEN1&2	612	1099000000610 1099000000629				SEN1&2	0.104	26588.19	1.73	1.73				
SHELL_	837	1030083272428 1050001161751				SHELL_	4.297	52410.18	1.66	1.66				
STANS2	802	1030047519845 1030047520070				STANS2	13.777	29403.88	3.32	3.32				
STANS3	801	1015685338293 1030047519845 1030047520070				STANS3	0.000	12650.51	2.56	2.56				
STMFRD		MSID: 2035				STMFRD	0.000	51831.40	3.35	3.35				
TILBUR	833	1023478133661 1023525728718 1023525729172 1050001279560	TILBUR	733	1030084129409 1030084129630 1030084129862	TILBUR	7.172	53993.92	2.59	2.59	0.000	1405.64	0.05	0.05
UB_EYE	495	1014573052317 1023470683505				UB_EYE	2.499	12650.51	2.56	2.56				
UBS_UK	496	1030065428330 1030065428562				UBS_UK	5.690	18643.73	1.00	1.00				
VXHALL	497	1014571158953 1014571159186 1014571159414				VXHALL	0.606	31095.78	2.90	2.90				
WARNER	498	1030076325049 1030076325270				WARNER	0.435	6546.56	4.41	4.41				
WILLIA	819	1030027859903				WILLIA	11.861	2305.22	1.72	1.72				
WWYNDC	863	1030059750786 1030059751015 1050001656595 1050001656600				WWYNDC	1.333	74323.79	2.39	2.39				
ABSRSF	869	1050000574685	ABSRSF	744	1050000574694	ABSRSF	0.744	989.60	2.66	2.66	0.000	4127.23	0.05	0.05
AIAMAN	499	1014569292506	AIAMAN	435	1030054607984	AIAMAN	2.758	978.57	5.22	5.22	-3.356	192.14	0.05	0.05
ALCORG	300	1050001015545	ALCORG	651	1050000998050	ALCORG	3.359	974.75	2.72	2.72	0.000	578.85	0.05	0.05
ARDLGH	564	1050001061597	ARDLGH	666	1050001061602	ARDLGH	0.007	971.20	3.28	3.28	0.000	892.50	0.05	0.05
ARLBES		MSID: 7401	ARLBES		MSID: 7402	ARLBES	0.000	53743.49	1.05	1.05	0.000	1912.09	0.05	0.05
ASTONC	503	1050000834246	ASTONC	780	1050000834255	ASTONC	9.010	971.88	1.99	1.99	0.000	583.47	0.05	0.05
AVENUE	504	1050000774970	AVENUE	781	1050000774980	AVENUE	3.341	988.37	1.48	1.48	0.000	1261.49	0.05	0.05
BARNFM	301	1050000774999	BARNFM	652	1050000775005	BARNFM	0.000	1026.21	1.49	1.49	0.000	2404.37	0.05	0.05
BAYFMS	870	1050000579318	BAYFMS	745	1050000579327	BAYFMS	0.000	1008.62	2.07	2.07	0.000	3172.06	0.05	0.05
BDGHSE	505	1050000669548	BDGHSE	782	1050000669539	BDGHSE	0.184	1000.90	1.82	1.82	0.000	1190.45	0.05	0.05
BDWLWF	827	1030082700415	BDWLWF	734	1030082700647	BDWLWF	0.000	1006.52	1.62	1.62	0.000	4750.75	0.05	0.05
BERDHF	302	1050004382522	BERDHF	436	1050004382531	BERDHF	4.507	53348.82	4.46	4.46	-1.584	4487.14	0.05	0.05
BGWDWF	871	1030083931374	BGWDWF	746	1030083931142	BGWDWF	4.638	972.80	1.65	1.65	0.000	314.81	0.05	0.05
BLCAMB	539	1050001036615	BLCAMB	653	1050001036624	BLCAMB	6.603	974.64	3.08	3.08	0.000	283.72	0.05	0.05
BLDOCK		MSID: 7309	BLDOCK		MSID: 7308	BLDOCK	0.001	1011.14	1.16	1.16	-0.207	843.55	0.05	0.05
BLGTSF	534	1050000769039	BLGTSF	466	1050000769048	BLGTSF	0.000	982.27	2.05	2.05	0.000	1264.43	0.05	0.05
BMPFM2	330	1050001658120	BMPFM2	407	1050001658148	BMPFM2	0.000	1172.48	2.03	2.03	0.000	529.15	0.05	0.05
BNNSHL	540	1050001021414	BNNSHL	654	1050001021423	BNNSHL	0.000	996.15	1.37	1.37	0.000	1162.80	0.05	0.05
BOXTED	506	1050000774270 1050001847557	BOXTED	783	1050000774289 1050001847566	BOXTED	8.455	979.30	2.16	2.16	0.000	279.06	0.05	0.05
BRCHGP	525	1050000961956	BRCHGP	457	1050000961965	BRCHGP	0.000	1009.17	1.26	1.26	0.000	2472.55	0.05	0.05
BROGB_	821	1030041592510 1030041592742 1030041592974 1030041593203	BROGB_	701	1030041591590 1030041591828 1030041592050 1030041592282 1050000011309	BROGB_	0.000	1245.81	1.22	1.22	0.000	0.00	0.00	0.00
BROXSF	872	1050000521610	BROXSF	747	1030085039971	BROXSF	0.000	981.63	3.53	3.53	0.000	2912.93	0.05	0.05
BRTHS2	508	1050000782944	BRTHS2	785	1050000773842	BRTHS2	2.805	970.40	1.30	1.30	0.000	287.95	0.05	0.05
BRTHSS	873	1030083941266	BRTHSS	735	1030083941034	BRTHSS	1.849	972.16	1.70	1.70	0.000	286.20	0.05	0.05

Note: The list of MPANs / MSIDs provided may be incomplete; the DNO reserves the right to apply the listed charges to any other MPANs / MSIDs associated with the site.

Import Unique Identifier	LLFC	Import MPANs/MSIDs	Export Unique Identifier	LLFC	Export MPANs/MSIDs	Name	Import Super Red unit charge (p/kWh)	Import fixed charge (p/day)	Import capacity charge (p/kVA/day)	Import exceeded capacity charge (p/kVA/day)	Export Super Red unit charge (p/kWh)	Export fixed charge (p/day)	Export capacity charge (p/kVA/day)	Export exceeded capacity charge (p/kVA/day)
BRTHSW	874	1030083918035	BRTHSW	748	1030083917802	BRTHSW	0.457	977.16	1.34	1.34	0.000	281.20	0.05	0.05
BS_BUR	805	1023485782314 1050000914910	BS_BUR	700	1023485782546 1050000914900	BS_BUR	0.523	12555.16	1.11	1.11	-0.564	761.77	0.05	0.05
BS_WIS	806	1014568635628	BS_WIS	719	1023470427970	BS_WIS	0.000	12477.69	1.20	1.20	-0.173	260.45	0.05	0.05
BSGBRN	507	1050000773851	BSGBRN	784	1050000773860	BSGBRN	3.492	983.42	1.62	1.62	0.000	1734.52	0.05	0.05
BURYLN	541	1050000729676	BURYLN	786	1050000729667	BURYLN	0.000	972.47	2.37	2.37	0.000	876.37	0.05	0.05
CANTSF	875	1030082355419	CANTSF	749	1030081926920	CANTSF	0.000	995.23	1.36	1.36	0.000	1313.14	0.05	0.05
CAVDRD	429	1050001791569	CAVDRD	773	1050001791578	CAVDRD	0.302	1003.95	1.13	1.13	-0.302	882.92	0.05	0.05
CHEDSF	876	1030083806488	CHEDSF	750	1030083806256	CHEDSF	4.358	978.22	2.21	2.21	0.000	1154.63	0.05	0.05
CHFARM	542	1050000961983	CHFARM	683	1050000961992	CHFARM	0.000	1024.04	1.55	1.55	0.000	2864.08	0.05	0.05
CHFLOW	543	1050000948022	CHFLOW	655	1050000948031	CHFLOW	0.000	1024.36	1.13	1.13	0.000	4615.90	0.05	0.05
CLAYPV	303	1050001382337	CLAYPV	437	1050001382355	CLAYPV	0.000	12690.34	1.36	1.36	0.000	563.04	0.05	0.05
CLDECT	544	1050000714173	CLDECT	656	1050000714182	CLDECT	0.000	982.16	1.34	1.34	0.000	2902.81	0.05	0.05
CLFFQY	304	1050001439408	CLFFQY	438	1050001439417	CLFFQY	0.215	1005.37	1.99	1.99	-0.867	2800.05	0.05	0.05
CLRDWN	305	1050001495174	CLRDWN	439	1050001495183	CLRDWN	0.000	26265.44	1.19	1.19	-0.065	551.11	0.05	0.05
CLTSHL	535	1050000841917	CLTSHL	467	1050000841926	CLTSHL	0.982	972.35	2.12	2.12	0.000	677.79	0.05	0.05
COLDHA	808	1030017556367	COLDHA	715	1030017556135	COLDHA	0.000	1028.10	1.16	1.16	0.000	0.00	0.00	0.00
COMBRN	306	1050001662241	COMBRN	440	1050001662250	COMBRN	3.036	983.07	1.21	1.21	0.000	1734.87	0.05	0.05
CRANHM	566	1050001191792	CRANHM	684	1050001191808	CRANHM	1.816	980.39	1.64	1.64	0.000	625.87	0.05	0.05
CROYDN	509	1050000808859	CROYDN	787	1050000808868	CROYDN	0.000	971.41	3.16	3.16	0.000	1304.55	0.05	0.05
CRSSNG	307	1050001047087	CRSSNG	657	1050001047078	CRSSNG	1.527	970.65	1.16	1.16	0.000	840.40	0.05	0.05
CTWDFM	835	1030079565056	CTWDFM	736	1030079564823	CTWDFM	0.000	981.97	1.74	1.74	0.000	1066.27	0.05	0.05
DBLANE	878	1050000612950	DBLANE	752	1050000612940	DBLANE	0.000	977.66	2.48	2.48	0.000	1564.75	0.05	0.05
DRAPER	879	1050000581432	DRAPER	753	1050000581441	DRAPER	6.959	974.96	1.25	1.25	0.000	599.12	0.05	0.05
DRAYTN	545	1050001047272	DRAYTN	658	1050001047263	DRAYTN	0.000	982.18	1.38	1.38	0.000	594.82	0.05	0.05
DRYHSE	877	1050000609423	DRYHSE	751	1050000609380	DRYHSE	1.490	971.08	5.27	5.27	0.000	635.18	0.05	0.05
EARLHF	841	1030081316739	EARLHF	737	1030081316960	EARLHF	2.195	972.99	1.16	1.16	0.000	402.39	0.05	0.05
EBCKHM	887	1050000609441	EBCKHM	761	1050000563595	EBCKHM	2.381	972.10	1.70	1.70	0.000	599.05	0.05	0.05
EDLMUC	810	1023497822125 1023497822357 1023514863056 1030010107819	EDLMUC	702	1023497821664 1023497821896 1023514686185 1030010107580	EDLMUC	3.275	981.38	1.37	1.37	0.000	0.00	0.00	0.00
EDLPIT	811	1030020271288	EDLPIT	713	1030020271056	EDLPIT	2.750	994.86	1.26	1.26	0.000	0.00	0.00	0.00
EGMRSF	880	1050000567483	EGMRSF	754	1050000567492	EGMRSF	0.000	974.70	2.14	2.14	0.000	608.15	0.05	0.05
ELLOSF	881	1050000612880	ELLOSF	755	1050000612870	ELLOSF	3.820	974.26	2.95	2.95	0.000	1217.10	0.05	0.05
ELSAGE	546	1050000923668	ELSAGE	659	1050000923677	ELSAGE	4.714	986.89	1.46	1.46	0.000	1075.74	0.05	0.05
EPRSUT	812	1023494988750	EPRSUT	705	1023503165023	EPRSUT	1.852	1255.97	1.31	1.31	-2.173	2181.25	0.05	0.05
ERNUNN	308	1050001440510 1050001466270 1050001466299	ERNUNN	441	1050001440529 1050001466280 1050001466304	ERNUNN	2.278	990.25	1.98	1.98	-2.410	1637.37	0.05	0.05
EUSTSF	882	1050000628160	EUSTSF	756	1050000628170	EUSTSF	0.000	1026.05	1.19	1.19	0.000	1370.08	0.05	0.05
EXNING	510	1050000784384	EXNING	788	1050000784393	EXNING	1.850	982.28	2.50	2.50	0.000	3195.24	0.05	0.05
EYEWFM	883	1030085019966	EYEWFM	757	1030085020190	EYEWFM	0.109	979.31	1.20	1.20	0.000	703.24	0.05	0.05
FBWTHE	817	1023507304338	FBWTHE	718	1023507304560	FBWTHE	3.878	996.21	2.05	2.05	-5.130	262.14	0.05	0.05
FENLND	511	1050000774163	FENLND	789	1050000774172	FENLND	0.151	1010.87	2.01	2.01	0.000	4190.56	0.05	0.05
FIBEYE	816	1023479132092	FIBEYE	707	1023479132320	FIBEYE	1.731	988.96	1.19	1.19	-1.756	339.86	0.05	0.05
FLYFRM	512	1050000822463	FLYFRM	790	1050000822472	FLYFRM	0.000	977.45	1.62	1.62	0.000	1272.41	0.05	0.05
FWINDS	513	1050000709721	FWINDS	766	1050000709730	FWINDS	2.411	978.14	1.11	1.11	0.000	917.51	0.05	0.05
GDE132	514	1050000738305	GDE132	767	1050000738290	GDE132	3.026	992.06	2.14	2.14	0.000	1152.59	0.05	0.05
GFTHRN	567	1050000903244	GFTHRN	660	1050000903253	GFTHRN	1.844	1027.43	1.23	1.23	-2.062	812.86	0.05	0.05
GLASM2	865	1030083962424	GLASM2	738	1030083962656	GLASM2	0.000	1018.96	1.12	1.12	0.000	2459.60	0.05	0.05
GLASSM	814	1030024800679	GLASSM	709	1030024800447	GLASSM	3.656	981.85	1.37	1.37	0.000	0.00	0.00	0.00
GOOSFM	309	1050001727953	GOOSFM	442	1050001727962	GOOSFM	1.850	982.68	1.48	1.48	0.000	2400.28	0.05	0.05
GOSFLD	515	1050000714216	GOSFLD	768	1050000714207	GOSFLD	1.083	1184.12	1.75	1.75	0.000	2323.69	0.05	0.05
GREYSH	310	1050001391466	GREYSH	443	1050001391475	GREYSH	3.445	1082.82	2.11	2.11	-4.771	2220.21	0.05	0.05
GRNEND	516	1050000774215	GRNEND	769	1050000774224	GRNEND	0.441	1017.01	2.93	2.93	0.000	4804.62	0.05	0.05
GRNFRM	311	1050001003248	GRNFRM	661	1050001003257	GRNFRM	0.000	978.74	1.57	1.57	0.000	1563.67	0.05	0.05
GRNILM	568	1050001299886	GRNILM	685	1050001299895	GRNILM	0.161	1000.46	1.45	1.45	0.000	2595.12	0.05	0.05
GRTYAR		MSID: 7111	GRTYAR		MSID: 7111	GRTYAR	4.827	25743.44	1.21	1.21	0.000	0.00	0.00	0.00
GUNFL3		MSID: 7277	GUNFL3		MSID: 7277	GUNFL3	2.253	1039.53	1.19	1.19	0.000	227.14	0.05	0.05
GUNFLT		MSID: 7243	GUNFLT		MSID: 7243	GUNFLT	0.429	25846.48	1.43	1.43	0.000	0.00	0.00	0.00
HALLFM	888	1050000834219	HALLFM	762	1050000834228	HALLFM	0.000	981.95	2.91	2.91	0.000	1735.99	0.05	0.05
HDATTP	571	1050001197873	HDATTP	444	1050001197864	HDATTP	0.032	1177.05	2.18	2.18	-0.263	1040.41	0.05	0.05
HDGMSF	884	1050000521726	HDGMSF	758	1050000521735	HDGMSF	1.418	974.79	2.85	2.85	0.000	704.61	0.05	0.05

Note: The list of MPANs / MSIDs provided may be incomplete; the DNO reserves the right to apply the listed charges to any other MPANs / MSIDs associated with the site.

Import Unique Identifier	LLFC	Import MPANs/MSIDs	Export Unique Identifier	LLFC	Export MPANs/MSIDs	Name	Import Super Red unit charge (p/kWh)	Import fixed charge (p/day)	Import capacity charge (p/kVA/day)	Import exceeded capacity charge (p/kVA/day)	Export Super Red unit charge (p/kWh)	Export fixed charge (p/day)	Export capacity charge (p/kVA/day)	Export exceeded capacity charge (p/kVA/day)
HGHFLD	885	1050000563150	HGHFLD	759	1050000563169	HGHFLD	3.685	976.16	3.29	3.29	0.000	2268.36	0.05	0.05
HHFARM	570	1050001231451	HHFARM	687	1050001231460	HHFARM	0.000	979.60	1.67	1.67	0.000	638.36	0.05	0.05
HOBACK	517	1050000708514	HOBACK	770	1050000698405	HOBACK	1.458	974.18	2.89	2.89	0.000	964.41	0.05	0.05
HOLTON	547	1050000769118	HOLTON	662	1050000769127	HOLTON	0.714	981.73	1.14	1.14	0.000	510.66	0.05	0.05
HONYSM	548	1050001036670	HONYSM	663	1050001036689	HONYSM	0.000	981.69	1.31	1.31	0.000	636.27	0.05	0.05
HRMT_B	312	1050001324390	HRMT_B	445	1050001324405	HRMT_B	1.919	1135.60	1.31	1.31	-1.941	166.64	0.05	0.05
HRMT_P	569	1050001324414	HRMT_P	686	1050001324423	HRMT_P	1.919	975.50	1.34	1.34	0.000	326.74	0.05	0.05
HRSFEN	313	1050001041642	HRSFEN	689	1050001041651	HRSFEN	0.082	1011.94	1.44	1.44	-0.082	4297.96	0.05	0.05
HUTBAT	329	1050001915654	HUTBAT	406	1050001915660	HUTBAT	2.606	12970.64	4.06	4.06	-2.606	621.85	0.05	0.05
HYDESF	518	1050000759713	HYDESF	450	1050000759722	HYDESF	0.000	982.40	1.65	1.65	0.000	1208.96	0.05	0.05
ICGLTD	866	10300075706342	ICGLTD	649	1050001431630	ICGLTD	2.898	26211.52	2.43	2.43	-2.982	563.48	0.05	0.05
JKSLNE	519	1050000556055	JKSLNE	451	1050000556046	JKSLNE	4.453	998.76	1.48	1.48	0.000	4469.12	0.05	0.05
KNGSLN		MSID: 7044	KNGSLN		MSID: 7044	KNGSLN	0.000	25743.60	1.13	1.13	0.000	0.00	0.00	0.00
KNNING	520	1050000823458	KNNING	452	1050000823467	KNNING	0.000	973.99	1.77	1.77	0.000	603.01	0.05	0.05
LBZSNS	549	1050000687486	LBZSNS	664	1050000687495	LBZSNS	0.630	12600.07	3.13	3.13	-3.621	151.31	0.05	0.05
LCKFRD	886	1050000578704	LCKFRD	760	1050000578699	LCKFRD	0.000	970.81	2.79	2.79	0.000	924.84	0.05	0.05
LDHFS	536	1030083806024	LDHFS	468	1030083805795	LDHFS	0.000	975.53	1.97	1.97	0.000	624.88	0.05	0.05
LEICSQ	550	1050001008681	LEICSQ	665	1050001008690	LEICSQ	0.000	981.84	3.48	3.48	0.000	2961.68	0.05	0.05
LEXHSF	889	1030083805563	LEXHSF	763	1030083805331	LEXHSF	0.000	976.56	1.11	1.11	0.000	723.31	0.05	0.05
LITSTA	427	1050001858070	LITSTA	648	1050001858080	LITSTA	0.000	1007.02	1.59	1.59	0.000	7610.33	0.05	0.05
LNGFRD	521	1050000698283	LNGFRD	453	1050000698247	LNGFRD	2.538	984.83	2.56	2.56	0.000	2776.91	0.05	0.05
LNGHO2	523	1050000802936	LNGHO2	455	1050000802945	LNGHO2	9.266	994.83	1.48	1.48	0.000	1138.01	0.05	0.05
LNGHOE	522	1050000774109	LNGHOE	454	1050000774118	LNGHOE	8.457	1007.33	1.75	1.75	0.000	1125.51	0.05	0.05
LONWST	826	1023497360519	LONWST	704	1023479109093	LONWST	0.007	1151.41	1.06	1.06	0.000	0.00	0.00	0.00
LWRNCE	551	1050001008645	LWRNCE	667	1050001008636	LWRNCE	0.000	989.18	1.31	1.31	0.000	2021.31	0.05	0.05
LYONSH	572	1050001205345	LYONSH	688	1050001205354	LYONSH	7.129	971.99	1.79	1.79	0.000	660.59	0.05	0.05
MANFRM	552	1050000961361	MANFRM	668	1050000961370	MANFRM	0.000	986.62	2.78	2.78	0.000	3837.66	0.05	0.05
MANORF	524	1050000843640	MANORF	456	1050000843659	MANORF	0.111	1024.70	1.17	1.17	0.000	815.60	0.05	0.05
MDLWCK	892	1050000543223	MDLWCK	711	1050000543241	MDLWCK	1.530	1013.12	1.79	1.79	0.000	6093.03	0.05	0.05
MDWFRM	891	1050000589956	MDWFRM	765	1050000579266	MDWFRM	6.195	972.99	1.73	1.73	0.000	402.39	0.05	0.05
MELBRN	537	1050000810928	MELBRN	469	1050000810937	MELBRN	1.524	978.80	1.92	1.92	0.000	885.42	0.05	0.05
MILLDR	573	1050001197855	MILLDR	690	1050001197846	MILLDR	0.000	986.05	1.31	1.31	0.000	854.25	0.05	0.05
MILLFM	574	1050001261465	MILLFM	691	1050001261429	MILLFM	0.000	983.89	1.30	1.30	0.000	1194.01	0.05	0.05
MINGAY	893	1050000574667	MINGAY	730	1050000574676	MINGAY	0.000	972.97	2.03	2.03	0.000	601.11	0.05	0.05
MLLFLD	314	1050001060050	MLLFLD	669	1050001060060	MLLFLD	0.000	971.75	2.62	2.62	0.000	696.17	0.05	0.05
MOLLAV	428	1050001620710	MOLLAV	774	1050001620720	MOLLAV	1.218	977.01	4.61	4.61	-1.355	804.77	0.05	0.05
MOWLEM	575	1050001054233	MOWLEM	692	1050001054242	MOWLEM	0.000	995.13	1.77	1.77	-0.420	1046.79	0.05	0.05
NEVEDN	315	1050001507449	NEVEDN	446	1050001507458	NEVEDN	0.000	492.60	1.18	1.18	0.000	492.60	0.05	0.05
NEWTON	553	1050001042238	NEWTON	670	1050001042229	NEWTON	1.102	975.62	1.68	1.68	0.000	665.74	0.05	0.05
NNFKSF	894	1050000599909	NNFKSF	731	1050000599893	NNFKSF	0.000	976.54	1.70	1.70	0.000	1124.13	0.05	0.05
NVASCT	890	1050000588206	NVASCT	764	1050000588215	NVASCT	2.918	1000.55	1.21	1.21	0.000	576.45	0.05	0.05
OLDAIR	525	1050000890756	OLDAIR	457	1050000890765	OLDAIR	0.000	983.68	1.21	1.21	0.000	274.68	0.05	0.05
OULTON	554	1050001028544	OULTON	671	1050001028553	OULTON	1.541	971.55	1.47	1.47	0.000	286.81	0.05	0.05
OUTWDS	576	1050001054190	OUTWDS	672	1050001054206	OUTWDS	6.354	990.24	1.34	1.34	0.000	1063.62	0.05	0.05
PBPS_2	316	1050001368323	PBPS_2	447	1050001368332	PBPS_2	0.000	976.26	1.63	1.63	-0.001	701.01	0.05	0.05
PICKEN	830	1030030431071	PICKEN	706	1030030430849	PICKEN	1.965	976.54	1.09	1.09	0.000	0.00	0.00	0.00
PLYTRS	577	1050000903165	PLYTRS	693	1050000903174	PLYTRS	3.349	994.94	1.66	1.66	0.000	2597.48	0.05	0.05
POBAIL	565	1050001118598	POBAIL	448	1050001118490	POBAIL	0.362	974.70	1.42	1.42	0.000	573.05	0.05	0.05
PRHMSF	895	1030085099084	PRHMSF	777	1030085040202	PRHMSF	0.000	976.91	4.76	4.76	0.000	2384.63	0.05	0.05
PTRBRO		MSID: 7006	PTRBRO		MSID: 7006	PTRBRO	0.000	989.83	1.04	1.04	-0.001	2104.06	0.05	0.05
QRRNDN	526	1050000768550	QRRNDN	458	1050000768693	QRRNDN	0.000	1007.45	1.08	1.08	0.000	1154.64	0.05	0.05
RAINHM	862	1023487352751 1023487353212	RAINHM	703	1023487353444 1023525149808	RAINHM	1.736	995.04	1.27	1.27	0.000	0.00	0.00	0.00
RANDCS	555	1050001041962	RANDCS	673	1050001041935	RANDCS	2.215	975.27	2.42	2.42	0.000	1450.12	0.05	0.05
RANSON	834	1030034117745	RANSON	714	1030034117513	RANSON	0.066	971.77	1.22	1.22	0.000	0.00	0.00	0.00
REDTH1	815	1030037258165 103003720697	REDTH1	708	1030037258397 1030037258625	REDTH1	0.000	1142.99	1.13	1.13	0.000	9067.67	0.05	0.05
REYDON	896	1050000612816	REYDON	776	1050000612807	REYDON	0.303	972.92	1.40	1.40	0.000	633.33	0.05	0.05
RKYERF	331	1050001971040	RKYERF	408	1050001971050	RKYERF	1.111	13438.68	1.04	1.04	-1.111	8216.39	0.05	0.05
RMSYSF	556	1050001036651	RMSYSF	674	1050001036660	RMSYSF	0.000	1200.11	1.13	1.13	0.000	2860.39	0.05	0.05
RMWFII	557	1050000811220	RMWFII	675	1050000811230	RMWFII	0.863	979.72	1.20	1.20	0.000	860.57	0.05	0.05
ROOKRY	558	1050001028465	ROOKRY	676	1050001028474	ROOKRY	0.000	975.57	1.34	1.34	0.000	282.78	0.05	0.05
ROYSTN	559	1050000996105	ROYSTN	677	1050000996114	ROYSTN	0.000	974.35	2.01	2.01	0.000	807.44	0.05	0.05
SALHSE	317	1050000946025	SALHSE	678	1050000946034	SALHSE	0.000	979.26	1.79	1.79	0.000	857.88	0.05	0.05

Note: The list of MPANs / MSIDs provided may be incomplete; the DNO reserves the right to apply the listed charges to any other MPANs / MSIDs associated with the site.

Import Unique Identifier	LLFC	Import MPANs/MSIDs	Export Unique Identifier	LLFC	Export MPANs/MSIDs	Name	Import Super Red unit charge (p/kWh)	Import fixed charge (p/day)	Import capacity charge (p/kVA/day)	Import exceeded capacity charge (p/kVA/day)	Export Super Red unit charge (p/kWh)	Export fixed charge (p/day)	Export capacity charge (p/kVA/day)	Export exceeded capacity charge (p/kVA/day)
SCMOOR	578	1050001073342 1050001073412 1050001073440 1050001073459 1050001073468	SCMOOR	694	1050001073500 1050001073547 1050001073538 1050001073529	SCMOOR	0.000	1285.12	1.25	1.25	0.000	3161.54	0.05	0.05
SCROBY	836	1023545564889	SCROBY	716	1023545564903	SCROBY	4.355	12471.79	1.40	1.40	0.000	0.00	0.00	0.00
SCTTOW	527	1050000841935	SCTTOW	459	1050000841971	SCTTOW	1.535	1018.23	1.27	1.27	0.000	1699.71	0.05	0.05
SFKEFW	502	1050000628009	SFKEFW	470	1050000628018	SFKEFW	0.000	1827.25	1.08	1.08	0.000	5960.31	0.05	0.05
SHERSH		MSID: 7234	SHERSH		MSID: 7234	SHERSH	0.000	12482.75	1.10	1.10	0.000	1881.16	0.05	0.05
SNTBRE	579	1050001084200	SNTBRE	695	1050001084229	SNTBRE	5.152	3037.71	1.06	1.06	-5.152	24824.89	0.05	0.05
SPRIGS	897	1050000540019	SPRIGS	778	1050000540028	SPRIGS	0.315	973.25	2.91	2.91	0.000	1027.72	0.05	0.05
STAGSH	838	1030037478730	STAGSH	717	1030037478509	STAGSH	0.706	1177.63	1.03	1.03	0.000	4173.24	0.05	0.05
STNPTS	581	1050001232428	STNPTS	697	1050001232437	STNPTS	0.819	973.13	1.60	1.60	0.000	750.14	0.05	0.05
STOSTH	528	1050000783238	STOSTH	460	1050000759740	STOSTH	0.068	981.16	1.70	1.70	0.000	1463.54	0.05	0.05
STRTHL	500	1050000563372	STRTHL	775	1050000563381	STRTHL	0.000	971.75	2.77	2.77	0.000	608.18	0.05	0.05
STWBRG	898	1050000613847	STWBRG	732	1050000613856	STWBRG	0.000	975.59	2.38	2.38	0.000	1391.29	0.05	0.05
SWNLND	580	1050001290011	SWNLND	696	1050001290020	SWNLND	0.000	977.29	1.42	1.42	0.000	681.62	0.05	0.05
TILGRN	582	1050001109352	TILGRN		MSID: 7323	TILGRN	2.919	3179.18	1.15	1.15	-2.922	18609.99	0.05	0.05
TOGGAM	560	1050001059393	TOGGAM	679	1050001059384	TOGGAM	10.608	1009.85	1.58	1.58	0.000	4337.86	0.05	0.05
TOOLEY	561	1050000903217	TOOLEY	680	1050000903226	TOOLEY	0.000	988.34	1.33	1.33	0.000	968.97	0.05	0.05
TRNCLE	583	1050001078642	TRNCLE	698	1050001078651	TRNCLE	2.654	1080.36	1.34	1.34	0.000	10352.33	0.05	0.05
UKPRST	584	1050001052193	UKPRST	699	1050001052184	UKPRST	7.932	976.02	2.09	2.09	-8.691	282.33	0.05	0.05
VINESF	562	1050000996141	VINESF	681	1050000996150	VINESF	0.000	1030.23	4.03	4.03	0.000	24506.34	0.05	0.05
WAIRWF	501	1050000529637	WAIRWF	779	1050000529664	WAIRWF	0.000	987.19	1.16	1.16	0.000	1002.53	0.05	0.05
WCKHAM	342	1050001967470	WCKHAM	419	1050001967480	WCKHAM	0.361	370.20	1.13	1.13	-0.379	462.75	0.05	0.05
WDLWWF	867	1030078016464	WDLWWF	742	1030078016924	WDLWWF	0.000	973.49	1.51	1.51	0.000	750.61	0.05	0.05
WDLWWW	430	1030079016696	WDLWWW	650	1030078017157	WDLWWW	5.638	974.25	1.68	1.68	0.000	748.09	0.05	0.05
WHMLWF	868	1030079196591	WHMLWF	743	1030079196820	WHMLWF	0.000	1058.48	1.12	1.12	0.000	3300.88	0.05	0.05
WIGGIN	529	1050000769145	WIGGIN	461	1050000769154	WIGGIN	0.000	983.38	2.28	2.28	0.000	1442.01	0.05	0.05
WLBHRM	530	1050000714155	WLBHRM	462	1050000714164	WLBHRM	0.000	979.66	6.76	6.76	0.000	6419.03	0.05	0.05
WOOLLY	532	1050000555920	WOOLLY	464	1050000555910	WOOLLY	0.000	1032.59	1.15	1.15	0.000	6362.95	0.05	0.05
WRGSTE	839	1023479303448	WRGSTE	712	1023477563953	WRGSTE	1.111	1077.23	0.99	0.99	0.000	0.00	0.00	0.00
WRYDEC	563	1050000948110	WRYDEC	682	1050000948120	WRYDEC	0.000	994.15	1.42	1.42	0.000	6548.91	0.05	0.05
WSBRDG	531	1050000650690	WSBRDG	463	1050000650680	WSBRDG	0.000	978.49	1.49	1.49	0.000	762.34	0.05	0.05
WSTNLV	538	1050000811596	WSTNLV	471	1050000811601	WSTNLV	0.000	979.90	1.62	1.62	0.000	801.89	0.05	0.05
WTRLOO	533	1050000769163	WTRLOO	465	1050000769172	WTRLOO	0.000	976.72	2.00	2.00	0.000	775.81	0.05	0.05

Note: The list of MPANs / MSIDs provided may be incomplete; the DNO reserves the right to apply the listed charges to any other MPANs / MSIDs associated with the site.

Annex 3 - Schedule of Charges for use of the Distribution System to Preserved/Additional LLFC Classes

Eastern Power Networks - Effective from 1 April 2022 - Final LV and HV tariffs									
Supercustomer preserved charges/additional LLFCs									
	Closed LLFCs	PCs	Red/black unit charge p/kWh	Amber/yellow unit charge p/kWh	Green unit charge p/kWh	Fixed charge p/MPAN/day			
Notes:	Eastern Power Networks has no Preserved NHH Tariffs/Additional LLFC classes								

Site Specific preserved charges/additional LLFCs									
	Closed LLFCs	PCs	Red/black unit charge p/kWh	Amber/yellow unit charge p/kWh	Green unit charge p/kWh	Fixed charge p/MPAN/day	Capacity charge p/kVA/day	Exceeded capacity charge p/kVA/day	Reactive power charge p/kVArh
Notes:	Eastern Power Networks has no Preserved HH Tariffs/Additional LLFC classes								

Annex 4 - Charges applied to LDNOs with HV/LV end users

Eastern Power Networks - Effective from 1 April 2022 - Final LDNO tariffs

Time Bands for LV and HV Designated Properties			
Time periods	Red Time Band	Amber Time Band	Green Time Band
Monday to Friday (Including Bank Holidays) All Year	16:00 - 19:00	07:00 - 16:00 19:00 - 23:00	00:00 - 07:00 23:00 - 24:00
Saturday and Sunday All Year			00:00 - 24:00
Notes	All the above times are in UK Clock time		

Time Bands for Unmetered Properties			
	Black Time Band	Yellow Time Band	Green Time Band
Monday to Friday (Including Bank Holidays) November to February Inclusive	16:00 - 19:00	07:00 - 16:00 19:00 - 23:00	00:00 - 07:00 23:00 - 24:00
Monday to Friday (Including Bank Holidays) March to October Inclusive		07:00 - 23:00	00:00 - 07:00 23:00 - 24:00
Saturday and Sunday All Year			00:00 - 24:00
Notes	All the above times are in UK Clock time		

Tariff name	Unique billing identifier	PCs	Red/black unit charge p/kWh	Amber/yellow unit charge p/kWh	Green unit charge p/kWh	Fixed charge p/MPAN/day	Capacity charge p/kVA/day	Exceeded capacity charge p/kVA/day	Reactive power charge p/kVA/Arh
LDNO LV: Domestic Aggregated with Residual	A00	0, 1, 2	10.523	0.448	0.083	4.73			
LDNO LV: Domestic Aggregated (Related MPAN)	B00	2	10.523	0.448	0.083				
LDNO LV: Non-Domestic Aggregated No Residual	C00	0, 3, 4, 5-8	9.745	0.415	0.077	2.88			
LDNO LV: Non-Domestic Aggregated Band 1	C01	0, 3, 4, 5-8	9.745	0.415	0.077	3.65			
LDNO LV: Non-Domestic Aggregated Band 2	C02	0, 3, 4, 5-8	9.745	0.415	0.077	7.18			
LDNO LV: Non-Domestic Aggregated Band 3	C03	0, 3, 4, 5-8	9.745	0.415	0.077	13.61			
LDNO LV: Non-Domestic Aggregated Band 4	C04	0, 3, 4, 5-8	9.745	0.415	0.077	36.02			
LDNO LV: Non-Domestic Aggregated (related MPAN)	D00	4	9.745	0.415	0.077				
LDNO LV: LV Site Specific No Residual	E00	0	6.700	0.270	0.050	7.54	2.49	5.16	0.232
LDNO LV: LV Site Specific Band 1	E01	0	6.700	0.270	0.050	67.31	2.49	5.16	0.232
LDNO LV: LV Site Specific Band 2	E02	0	6.700	0.270	0.050	97.00	2.49	5.16	0.232
LDNO LV: LV Site Specific Band 3	E03	0	6.700	0.270	0.050	159.81	2.49	5.16	0.232
LDNO LV: LV Site Specific Band 4	E04	0	6.700	0.270	0.050	334.36	2.49	5.16	0.232
LDNO LV: Unmetered Supplies	U00	0, 1 or 8	27.435	1.031	0.710				
LDNO LV: LV Generation Aggregated	F00	0	-9.287	-0.396	-0.073	0.00			
LDNO LV: LV Generation Site Specific	G00	0	-9.287	-0.396	-0.073	0.00			0.300
LDNO HV: Domestic Aggregated with Residual	A10	0, 1, 2	8.237	0.351	0.065	3.72			
LDNO HV: Domestic Aggregated (Related MPAN)	B10	2	8.237	0.351	0.065				
LDNO HV: Non-Domestic Aggregated No Residual	C10	0, 3, 4, 5-8	7.628	0.325	0.060	2.27			
LDNO HV: Non-Domestic Aggregated Band 1	C11	0, 3, 4, 5-8	7.628	0.325	0.060	2.87			
LDNO HV: Non-Domestic Aggregated Band 2	C12	0, 3, 4, 5-8	7.628	0.325	0.060	5.63			
LDNO HV: Non-Domestic Aggregated Band 3	C13	0, 3, 4, 5-8	7.628	0.325	0.060	10.67			
LDNO HV: Non-Domestic Aggregated Band 4	C14	0, 3, 4, 5-8	7.628	0.325	0.060	28.21			
LDNO HV: Non-Domestic Aggregated (related MPAN)	D10	4	7.628	0.325	0.060				
LDNO HV: LV Site Specific No Residual	E10	0	5.245	0.211	0.039	5.92	1.95	4.04	0.182
LDNO HV: LV Site Specific Band 1	E11	0	5.245	0.211	0.039	52.70	1.95	4.04	0.182
LDNO HV: LV Site Specific Band 2	E12	0	5.245	0.211	0.039	75.94	1.95	4.04	0.182
LDNO HV: LV Site Specific Band 3	E13	0	5.245	0.211	0.039	125.10	1.95	4.04	0.182
LDNO HV: LV Site Specific Band 4	E14	0	5.245	0.211	0.039	261.74	1.95	4.04	0.182
LDNO HV: LV Sub Site Specific No Residual	J10	0	5.391	0.194	0.037	6.51	4.01	5.23	0.173
LDNO HV: LV Sub Site Specific Band 1	J11	0	5.391	0.194	0.037	76.45	4.01	5.23	0.173
LDNO HV: LV Sub Site Specific Band 2	J12	0	5.391	0.194	0.037	111.18	4.01	5.23	0.173
LDNO HV: LV Sub Site Specific Band 3	J13	0	5.391	0.194	0.037	184.68	4.01	5.23	0.173
LDNO HV: LV Sub Site Specific Band 4	J14	0	5.391	0.194	0.037	388.93	4.01	5.23	0.173
LDNO HV: HV Site Specific No Residual	K10	0	4.946	0.160	0.031	97.32	3.72	5.20	0.156
LDNO HV: HV Site Specific Band 1	K11	0	4.946	0.160	0.031	566.55	3.72	5.20	0.156
LDNO HV: HV Site Specific Band 2	K12	0	4.946	0.160	0.031	1279.22	3.72	5.20	0.156
LDNO HV: HV Site Specific Band 3	K13	0	4.946	0.160	0.031	2516.80	3.72	5.20	0.156
LDNO HV: HV Site Specific Band 4	K14	0	4.946	0.160	0.031	6012.19	3.72	5.20	0.156
LDNO HV: Unmetered Supplies	U10	0, 1 or 8	21.476	0.807	0.556				
LDNO HV: LV Generation Aggregated	F10	0	-9.287	-0.396	-0.073	0.00			
LDNO HV: LV Sub Generation Aggregated	H10	0	-8.284	-0.341	-0.063	0.00			
LDNO HV: LV Generation Site Specific	G10	0	-9.287	-0.396	-0.073	0.00			0.300
LDNO HV: LV Sub Generation Site Specific	L10	0	-8.284	-0.341	-0.063	0.00			0.265
LDNO HV: HV Generation Site Specific	M10	0	-6.122	-0.216	-0.041	0.00			0.217

Tariff name	Unique billing identifier	PCs	Red/black unit charge p/kWh	Amber/yellow unit charge p/kWh	Green unit charge p/kWh	Fixed charge p/MPAN/day	Capacity charge p/kVA/day	Exceeded capacity charge p/kVA/day	Reactive power charge p/kVArh
LDNO HVplus: Domestic Aggregated with Residual	A20	0, 1, 2	7.026	0.299	0.055	3.19			
LDNO HVplus: Domestic Aggregated (Related MPAN)	B20	2	7.026	0.299	0.055				
LDNO HVplus: Non-Domestic Aggregated No Residual	C20	0, 3, 4, 5-8	6.506	0.277	0.051	1.94			
LDNO HVplus: Non-Domestic Aggregated Band 1	C21	0, 3, 4, 5-8	6.506	0.277	0.051	2.45			
LDNO HVplus: Non-Domestic Aggregated Band 2	C22	0, 3, 4, 5-8	6.506	0.277	0.051	4.81			
LDNO HVplus: Non-Domestic Aggregated Band 3	C23	0, 3, 4, 5-8	6.506	0.277	0.051	9.11			
LDNO HVplus: Non-Domestic Aggregated Band 4	C24	0, 3, 4, 5-8	6.506	0.277	0.051	24.07			
LDNO HVplus: Non-Domestic Aggregated (related MPAN)	D20	4	6.506	0.277	0.051				
LDNO HVplus: LV Site Specific No Residual	E20	0	4.473	0.180	0.034	5.05	1.66	3.45	0.155
LDNO HVplus: LV Site Specific Band 1	E21	0	4.473	0.180	0.034	44.96	1.66	3.45	0.155
LDNO HVplus: LV Site Specific Band 2	E22	0	4.473	0.180	0.034	64.78	1.66	3.45	0.155
LDNO HVplus: LV Site Specific Band 3	E23	0	4.473	0.180	0.034	106.71	1.66	3.45	0.155
LDNO HVplus: LV Site Specific Band 4	E24	0	4.473	0.180	0.034	223.25	1.66	3.45	0.155
LDNO HVplus: LV Sub Site Specific No Residual	J20	0	4.507	0.162	0.031	5.45	3.35	4.37	0.145
LDNO HVplus: LV Sub Site Specific Band 1	J21	0	4.507	0.162	0.031	63.92	3.35	4.37	0.145
LDNO HVplus: LV Sub Site Specific Band 2	J22	0	4.507	0.162	0.031	92.96	3.35	4.37	0.145
LDNO HVplus: LV Sub Site Specific Band 3	J23	0	4.507	0.162	0.031	154.40	3.35	4.37	0.145
LDNO HVplus: LV Sub Site Specific Band 4	J24	0	4.507	0.162	0.031	325.15	3.35	4.37	0.145
LDNO HVplus: HV Site Specific No Residual	K20	0	4.100	0.133	0.026	80.68	3.08	4.31	0.130
LDNO HVplus: HV Site Specific Band 1	K21	0	4.100	0.133	0.026	469.65	3.08	4.31	0.130
LDNO HVplus: HV Site Specific Band 2	K22	0	4.100	0.133	0.026	1060.42	3.08	4.31	0.130
LDNO HVplus: HV Site Specific Band 3	K23	0	4.100	0.133	0.026	2086.32	3.08	4.31	0.130
LDNO HVplus: HV Site Specific Band 4	K24	0	4.100	0.133	0.026	4983.83	3.08	4.31	0.130
LDNO HVplus: Unmetered Supplies	U20	0, 1 or 8	18.317	0.688	0.474				
LDNO HVplus: LV Generation Aggregated	F20	0	-6.196	-0.264	-0.049	0.00			
LDNO HVplus: LV Sub Generation Aggregated	H20	0	-6.098	-0.251	-0.047	0.00			
LDNO HVplus: LV Generation Site Specific	G20	0	-6.196	-0.264	-0.049	0.00			0.200
LDNO HVplus: LV Sub Generation Site Specific	L20	0	-6.098	-0.251	-0.047	0.00			0.195
LDNO HVplus: HV Generation Site Specific	M20	0	-6.122	-0.216	-0.041	9.27			0.217
LDNO EHV: Domestic Aggregated with Residual	A30	0, 1, 2	5.473	0.233	0.043	2.51			
LDNO EHV: Domestic Aggregated (Related MPAN)	B30	2	5.473	0.233	0.043				
LDNO EHV: Non-Domestic Aggregated No Residual	C30	0, 3, 4, 5-8	5.068	0.216	0.040	1.52			
LDNO EHV: Non-Domestic Aggregated Band 1	C31	0, 3, 4, 5-8	5.068	0.216	0.040	1.92			
LDNO EHV: Non-Domestic Aggregated Band 2	C32	0, 3, 4, 5-8	5.068	0.216	0.040	3.76			
LDNO EHV: Non-Domestic Aggregated Band 3	C33	0, 3, 4, 5-8	5.068	0.216	0.040	7.10			
LDNO EHV: Non-Domestic Aggregated Band 4	C34	0, 3, 4, 5-8	5.068	0.216	0.040	18.76			
LDNO EHV: Non-Domestic Aggregated (related MPAN)	D30	4	5.068	0.216	0.040				
LDNO EHV: LV Site Specific No Residual	E30	0	3.485	0.140	0.026	3.95	1.29	2.68	0.121
LDNO EHV: LV Site Specific Band 1	E31	0	3.485	0.140	0.026	35.03	1.29	2.68	0.121
LDNO EHV: LV Site Specific Band 2	E32	0	3.485	0.140	0.026	50.47	1.29	2.68	0.121
LDNO EHV: LV Site Specific Band 3	E33	0	3.485	0.140	0.026	83.14	1.29	2.68	0.121
LDNO EHV: LV Site Specific Band 4	E34	0	3.485	0.140	0.026	173.92	1.29	2.68	0.121
LDNO EHV: LV Sub Site Specific No Residual	J30	0	3.511	0.126	0.024	4.26	2.61	3.41	0.113
LDNO EHV: LV Sub Site Specific Band 1	J31	0	3.511	0.126	0.024	49.80	2.61	3.41	0.113
LDNO EHV: LV Sub Site Specific Band 2	J32	0	3.511	0.126	0.024	72.42	2.61	3.41	0.113
LDNO EHV: LV Sub Site Specific Band 3	J33	0	3.511	0.126	0.024	120.29	2.61	3.41	0.113
LDNO EHV: LV Sub Site Specific Band 4	J34	0	3.511	0.126	0.024	253.30	2.61	3.41	0.113
LDNO EHV: HV Site Specific No Residual	K30	0	3.194	0.103	0.020	62.86	2.40	3.36	0.101
LDNO EHV: HV Site Specific Band 1	K31	0	3.194	0.103	0.020	365.86	2.40	3.36	0.101
LDNO EHV: HV Site Specific Band 2	K32	0	3.194	0.103	0.020	826.07	2.40	3.36	0.101
LDNO EHV: HV Site Specific Band 3	K33	0	3.194	0.103	0.020	1625.23	2.40	3.36	0.101
LDNO EHV: HV Site Specific Band 4	K34	0	3.194	0.103	0.020	3882.34	2.40	3.36	0.101
LDNO EHV: Unmetered Supplies	U30	0, 1 or 8	14.269	0.536	0.369				
LDNO EHV: LV Generation Aggregated	F30	0	-4.827	-0.206	-0.038	0.00			
LDNO EHV: LV Sub Generation Aggregated	H30	0	-4.750	-0.195	-0.036	0.00			
LDNO EHV: LV Generation Site Specific	G30	0	-4.827	-0.206	-0.038	0.00			0.156
LDNO EHV: LV Sub Generation Site Specific	L30	0	-4.750	-0.195	-0.036	0.00			0.152
LDNO EHV: HV Generation Site Specific	M30	0	-4.769	-0.169	-0.032	7.22			0.169

Tariff name	Unique billing identifier	PCs	Red/black unit charge p/kWh	Amber/yellow unit charge p/kWh	Green unit charge p/kWh	Fixed charge p/MPAN/day	Capacity charge p/kVA/day	Exceeded capacity charge p/kVA/day	Reactive power charge p/kVArh
LDNO 132kV/EHV: Domestic Aggregated with Residual	A40	0, 1, 2	4.214	0.179	0.033	1.96			
LDNO 132kV/EHV: Domestic Aggregated (Related MPAN)	B40	2	4.214	0.179	0.033				
LDNO 132kV/EHV: Non-Domestic Aggregated No Residual	C40	0, 3, 4, 5-8	3.902	0.166	0.031	1.18			
LDNO 132kV/EHV: Non-Domestic Aggregated Band 1	C41	0, 3, 4, 5-8	3.902	0.166	0.031	1.49			
LDNO 132kV/EHV: Non-Domestic Aggregated Band 2	C42	0, 3, 4, 5-8	3.902	0.166	0.031	2.91			
LDNO 132kV/EHV: Non-Domestic Aggregated Band 3	C43	0, 3, 4, 5-8	3.902	0.166	0.031	5.48			
LDNO 132kV/EHV: Non-Domestic Aggregated Band 4	C44	0, 3, 4, 5-8	3.902	0.166	0.031	14.46			
LDNO 132kV/EHV: Non-Domestic Aggregated (related MPAN)	D40	4	3.902	0.166	0.031				
LDNO 132kV/EHV: LV Site Specific No Residual	E40	0	2.683	0.108	0.020	3.05	1.00	2.07	0.093
LDNO 132kV/EHV: LV Site Specific Band 1	E41	0	2.683	0.108	0.020	26.99	1.00	2.07	0.093
LDNO 132kV/EHV: LV Site Specific Band 2	E42	0	2.683	0.108	0.020	38.87	1.00	2.07	0.093
LDNO 132kV/EHV: LV Site Specific Band 3	E43	0	2.683	0.108	0.020	64.02	1.00	2.07	0.093
LDNO 132kV/EHV: LV Site Specific Band 4	E44	0	2.683	0.108	0.020	133.92	1.00	2.07	0.093
LDNO 132kV/EHV: LV Sub Site Specific No Residual	J40	0	2.703	0.097	0.018	3.29	2.01	2.62	0.087
LDNO 132kV/EHV: LV Sub Site Specific Band 1	J41	0	2.703	0.097	0.018	38.36	2.01	2.62	0.087
LDNO 132kV/EHV: LV Sub Site Specific Band 2	J42	0	2.703	0.097	0.018	55.77	2.01	2.62	0.087
LDNO 132kV/EHV: LV Sub Site Specific Band 3	J43	0	2.703	0.097	0.018	92.63	2.01	2.62	0.087
LDNO 132kV/EHV: LV Sub Site Specific Band 4	J44	0	2.703	0.097	0.018	195.04	2.01	2.62	0.087
LDNO 132kV/EHV: HV Site Specific No Residual	K40	0	2.459	0.080	0.015	48.41	1.85	2.59	0.078
LDNO 132kV/EHV: HV Site Specific Band 1	K41	0	2.459	0.080	0.015	281.71	1.85	2.59	0.078
LDNO 132kV/EHV: HV Site Specific Band 2	K42	0	2.459	0.080	0.015	636.04	1.85	2.59	0.078
LDNO 132kV/EHV: HV Site Specific Band 3	K43	0	2.459	0.080	0.015	1251.35	1.85	2.59	0.078
LDNO 132kV/EHV: HV Site Specific Band 4	K44	0	2.459	0.080	0.015	2989.21	1.85	2.59	0.078
LDNO 132kV/EHV: Unmetered Supplies	U40	0, 1 or 8	10.986	0.413	0.284				
LDNO 132kV/EHV: LV Generation Aggregated	F40	0	-3.716	-0.158	-0.029	0.00			
LDNO 132kV/EHV: LV Sub Generation Aggregated	H40	0	-3.657	-0.150	-0.028	0.00			
LDNO 132kV/EHV: LV Generation Site Specific	G40	0	-3.716	-0.158	-0.029	0.00			0.120
LDNO 132kV/EHV: LV Sub Generation Site Specific	L40	0	-3.657	-0.150	-0.028	0.00			0.117
LDNO 132kV/EHV: HV Generation Site Specific	M40	0	-3.672	-0.130	-0.025	5.56			0.130
LDNO 132kV: Domestic Aggregated with Residual	A50	0, 1, 2	2.984	0.127	0.024	1.42			
LDNO 132kV: Domestic Aggregated (Related MPAN)	B50	2	2.984	0.127	0.024				
LDNO 132kV: Non-Domestic Aggregated No Residual	C50	0, 3, 4, 5-8	2.763	0.118	0.022	0.85			
LDNO 132kV: Non-Domestic Aggregated Band 1	C51	0, 3, 4, 5-8	2.763	0.118	0.022	1.07			
LDNO 132kV: Non-Domestic Aggregated Band 2	C52	0, 3, 4, 5-8	2.763	0.118	0.022	2.07			
LDNO 132kV: Non-Domestic Aggregated Band 3	C53	0, 3, 4, 5-8	2.763	0.118	0.022	3.90			
LDNO 132kV: Non-Domestic Aggregated Band 4	C54	0, 3, 4, 5-8	2.763	0.118	0.022	10.25			
LDNO 132kV: Non-Domestic Aggregated (related MPAN)	D50	4	2.763	0.118	0.022				
LDNO 132kV: LV Site Specific No Residual	E50	0	1.900	0.077	0.014	2.18	0.71	1.46	0.066
LDNO 132kV: LV Site Specific Band 1	E51	0	1.900	0.077	0.014	19.12	0.71	1.46	0.066
LDNO 132kV: LV Site Specific Band 2	E52	0	1.900	0.077	0.014	27.54	0.71	1.46	0.066
LDNO 132kV: LV Site Specific Band 3	E53	0	1.900	0.077	0.014	45.35	0.71	1.46	0.066
LDNO 132kV: LV Site Specific Band 4	E54	0	1.900	0.077	0.014	94.85	0.71	1.46	0.066
LDNO 132kV: LV Sub Site Specific No Residual	J50	0	1.914	0.069	0.013	2.35	1.42	1.86	0.061
LDNO 132kV: LV Sub Site Specific Band 1	J51	0	1.914	0.069	0.013	27.18	1.42	1.86	0.061
LDNO 132kV: LV Sub Site Specific Band 2	J52	0	1.914	0.069	0.013	39.51	1.42	1.86	0.061
LDNO 132kV: LV Sub Site Specific Band 3	J53	0	1.914	0.069	0.013	65.61	1.42	1.86	0.061
LDNO 132kV: LV Sub Site Specific Band 4	J54	0	1.914	0.069	0.013	138.13	1.42	1.86	0.061
LDNO 132kV: HV Site Specific No Residual	K50	0	1.741	0.056	0.011	34.30	1.31	1.83	0.055
LDNO 132kV: HV Site Specific Band 1	K51	0	1.741	0.056	0.011	199.50	1.31	1.83	0.055
LDNO 132kV: HV Site Specific Band 2	K52	0	1.741	0.056	0.011	450.42	1.31	1.83	0.055
LDNO 132kV: HV Site Specific Band 3	K53	0	1.741	0.056	0.011	886.15	1.31	1.83	0.055
LDNO 132kV: HV Site Specific Band 4	K54	0	1.741	0.056	0.011	2116.80	1.31	1.83	0.055
LDNO 132kV: Unmetered Supplies	U50	0, 1 or 8	7.780	0.292	0.201				
LDNO 132kV: LV Generation Aggregated	F50	0	-2.632	-0.112	-0.021	0.00			
LDNO 132kV: LV Sub Generation Aggregated	H50	0	-2.590	-0.107	-0.020	0.00			
LDNO 132kV: LV Generation Site Specific	G50	0	-2.632	-0.112	-0.021	0.00			0.085
LDNO 132kV: LV Sub Generation Site Specific	L50	0	-2.590	-0.107	-0.020	0.00			0.083
LDNO 132kV: HV Generation Site Specific	M50	0	-2.600	-0.092	-0.017	3.94			0.092

Tariff name	Unique billing identifier	PCs	Red/black unit charge p/kWh	Amber/yellow unit charge p/kWh	Green unit charge p/kWh	Fixed charge p/MPAN/day	Capacity charge p/kVA/day	Exceeded capacity charge p/kVA/day	Reactive power charge p/kVArh
LDNO 0000: Domestic Aggregated with Residual	A60	0, 1, 2	1.023	0.044	0.008	0.56			
LDNO 0000: Domestic Aggregated (Related MPAN)	B60	2	1.023	0.044	0.008				
LDNO 0000: Non-Domestic Aggregated No Residual	C60	0, 3, 4, 5-8	0.947	0.040	0.007	0.33			
LDNO 0000: Non-Domestic Aggregated Band 1	C61	0, 3, 4, 5-8	0.947	0.040	0.007	0.40			
LDNO 0000: Non-Domestic Aggregated Band 2	C62	0, 3, 4, 5-8	0.947	0.040	0.007	0.74			
LDNO 0000: Non-Domestic Aggregated Band 3	C63	0, 3, 4, 5-8	0.947	0.040	0.007	1.37			
LDNO 0000: Non-Domestic Aggregated Band 4	C64	0, 3, 4, 5-8	0.947	0.040	0.007	3.55			
LDNO 0000: Non-Domestic Aggregated (related MPAN)	D60	4	0.947	0.040	0.007				
LDNO 0000: LV Site Specific No Residual	E60	0	0.651	0.026	0.005	0.78	0.24	0.50	0.023
LDNO 0000: LV Site Specific Band 1	E61	0	0.651	0.026	0.005	6.59	0.24	0.50	0.023
LDNO 0000: LV Site Specific Band 2	E62	0	0.651	0.026	0.005	9.48	0.24	0.50	0.023
LDNO 0000: LV Site Specific Band 3	E63	0	0.651	0.026	0.005	15.58	0.24	0.50	0.023
LDNO 0000: LV Site Specific Band 4	E64	0	0.651	0.026	0.005	32.55	0.24	0.50	0.023
LDNO 0000: LV Sub Site Specific No Residual	J60	0	0.656	0.024	0.004	0.84	0.49	0.64	0.021
LDNO 0000: LV Sub Site Specific Band 1	J61	0	0.656	0.024	0.004	9.35	0.49	0.64	0.021
LDNO 0000: LV Sub Site Specific Band 2	J62	0	0.656	0.024	0.004	13.58	0.49	0.64	0.021
LDNO 0000: LV Sub Site Specific Band 3	J63	0	0.656	0.024	0.004	22.53	0.49	0.64	0.021
LDNO 0000: LV Sub Site Specific Band 4	J64	0	0.656	0.024	0.004	47.39	0.49	0.64	0.021
LDNO 0000: HV Site Specific No Residual	K60	0	0.597	0.019	0.004	11.79	0.45	0.63	0.019
LDNO 0000: HV Site Specific Band 1	K61	0	0.597	0.019	0.004	68.43	0.45	0.63	0.019
LDNO 0000: HV Site Specific Band 2	K62	0	0.597	0.019	0.004	154.45	0.45	0.63	0.019
LDNO 0000: HV Site Specific Band 3	K63	0	0.597	0.019	0.004	303.84	0.45	0.63	0.019
LDNO 0000: HV Site Specific Band 4	K64	0	0.597	0.019	0.004	725.75	0.45	0.63	0.019
LDNO 0000: Unmetered Supplies	U60	0, 1 or 8	2.667	0.100	0.069				
LDNO 0000: LV Generation Aggregated	F60	0	-0.902	-0.038	-0.007	0.00			
LDNO 0000: LV Sub Generation Aggregated	H60	0	-0.888	-0.037	-0.007	0.00			
LDNO 0000: LV Generation Site Specific	G60	0	-0.902	-0.038	-0.007	0.00			0.029
LDNO 0000: LV Sub Generation Site Specific	L60	0	-0.888	-0.037	-0.007	0.00			0.028
LDNO 0000: HV Generation Site Specific	M60	0	-0.891	-0.032	-0.006	1.35			0.032

Annex 5 – Schedule of Line Loss Factors

This table has intentionally been left blank. The line loss factors that are approved by the BSC Panel for the applicable year and consequently published on the Elexon website will take precedence and be used in Settlement. This annex will be re-published once these values are available.

Eastern Power Networks - Illustrative LLFs for year beginning 1 April 2022					
Time periods	Period 1	Period 2	Period 3	Period 4	Period 5
	Winter Peak	Summer Peak	Winter Shoulder	Night	Other
Monday to Friday November to February	16:00 - 19:59		07:00 - 15:59		
Monday to Friday June to August		07:00 - 19:59			
Monday to Friday March			07:00 - 19:59		
All Year				00:00 - 06:59	All Other Times
Notes	All the above times are in UK Clock time				

Generic demand and generation LLFs						
Metered voltage, respective periods and associated LLFCs						
Metered voltage	Period 1	Period 2	Period 3	Period 4	Period 5	Associated LLFC
Low-voltage network						
Low-voltage substation						
High-voltage network						
High-voltage substation						
33kV generic						
33kV generic						
132kV generic						
132kV generic						

EHV site specific LLFs						
Demand						
Site	Period 1	Period 2	Period 3	Period 4	Period 5	Associated LLFC
Site 1						
Site 2						
Site 3						
Site 4						
Site 5						

EHV site specific LLFs						
Generation						
Site	Period 1	Period 2	Period 3	Period 4	Period 5	Associated LLFC
Site 1						
Site 2						
Site 3						
Site 4						
Site 5						

Annex 6 - New Designated EHV Properties. Addendum to Schedule of Charges for use of the Distribution System by Designated EHV Properties (including LDNOs with Designated EHV Properties/end-users).

Annex 6 - Charges for New or Amended Designated EHV Properties

Eastern Power Networks - Effective from 1 April 2022 - Final new designated EHV charges

Effective from date	Import Unique Identifier	LLFC	Import MPANs/MSIDs	Export Unique Identifier	LLFC	Export MPANs/MSIDs	Name	Import Super Red unit charge (p/kWh)	Import fixed charge (p/day)	Import capacity charge (p/kVA/day)	Import exceeded capacity charge (p/kVA/day)	Export Super Red unit charge (p/kWh)	Export fixed charge (p/day)	Export capacity charge (p/kVA/day)	Export exceeded capacity charge (p/kVA/day)
01/04/2022	HUTBAT	329	1050001915551	HUTBAT	406	1050001915560	HUTBAT	2.606	521.82	1.06	1.06	-2.606	521.82	0.05	0.05
01/04/2022	BERDHF	302	1050001382522	BERDHF	436	1050001382531	BERDHF	1.507	1487.33	1.16	1.16	-1.584	1487.14	0.05	0.05
01/04/2022	BREFC1	332	1050002055530	BREFC1	409	1050002055549	BREFC1	7.129	1101.41	0.16	0.16	-7.158	269.08	0.05	0.05
01/04/2022	BREFC2	333	1050002055558	BREFC2	410	1050002055567	BREFC2	7.129	1354.86	0.86	0.86	0.000	15.63	0.05	0.05

Eastern Power Networks - Effective from 1 April 2022 - Final new designated EHV line loss factors

Effective from date	Import Unique Identifier	LLFC	Import MPANs/MSIDs	Export Unique Identifier	LLFC	Export MPANs/MSIDs	Name	Import LLF period 1	Import LLF period 2	Import LLF period 3	Import LLF period 4	Export LLF period 1	Export LLF period 2	Export LLF period 3	Export LLF period 4

Note: The list of MPANs / MSIDs provided may be incomplete; the DNO reserves the right to apply the listed charges to any other MPANs / MSIDs associated with the site.

Annex 7 - Schedule of Charges to recover Excess Supplier of Last Resort pass-through costs

Eastern Power Networks - Effective from 1 April 2022 - Final Supplier of Last Resort and Eligible Bad Debt Pass-Through Costs
--

Tariff name	Open LLFCs / LDNO unique billing identifier	PCs	Supplier of Last Resort Fixed charge adder* p/MPAN/day	Excess Supplier of Last Resort Fixed charge adder** p/MPAN/day	Eligible Bad Debt Fixed charge adder*** p/MPAN/day
Domestic Aggregated with Residual	1, 3, 7	0, 1, 2	0.06		0.05
Non-Domestic Aggregated No Residual	199	0, 3, 4, 5-8			0.05
Non-Domestic Aggregated Band 1	200, 201, 205, 254	0, 3, 4, 5-8			0.05
Non-Domestic Aggregated Band 2	202	0, 3, 4, 5-8			0.05
Non-Domestic Aggregated Band 3	203	0, 3, 4, 5-8			0.05
Non-Domestic Aggregated Band 4	204	0, 3, 4, 5-8			0.05
LV Site Specific No Residual	19, 70	0			0.05
LV Site Specific Band 1	71, 86	0			0.05
LV Site Specific Band 2	72	0			0.05
LV Site Specific Band 3	73	0			0.05
LV Site Specific Band 4	74	0			0.05
LV Sub Site Specific No Residual	79, 80	0			0.05
LV Sub Site Specific Band 1	81	0			0.05
LV Sub Site Specific Band 2	82	0			0.05
LV Sub Site Specific Band 3	83	0			0.05
LV Sub Site Specific Band 4	85	0			0.05
HV Site Specific No Residual	89, 90	0			0.05
HV Site Specific Band 1	84, 91	0			0.05
HV Site Specific Band 2	92	0			0.05
HV Site Specific Band 3	93	0			0.05
HV Site Specific Band 4	94	0			0.05
LDNO LV: Domestic Aggregated with Residual	A00	0, 1, 2	0.06		0.05
LDNO LV: Non-Domestic Aggregated No Residual	C00	0, 3, 4, 5-8			0.05
LDNO LV: Non-Domestic Aggregated Band 1	C01	0, 3, 4, 5-8			0.05
LDNO LV: Non-Domestic Aggregated Band 2	C02	0, 3, 4, 5-8			0.05
LDNO LV: Non-Domestic Aggregated Band 3	C03	0, 3, 4, 5-8			0.05
LDNO LV: Non-Domestic Aggregated Band 4	C04	0, 3, 4, 5-8			0.05
LDNO LV: LV Site Specific No Residual	E00	0			0.05
LDNO LV: LV Site Specific Band 1	E01	0			0.05
LDNO LV: LV Site Specific Band 2	E02	0			0.05
LDNO LV: LV Site Specific Band 3	E03	0			0.05

Annex 7 - Schedule of Charges to recover Excess Supplier of Last Resort pass-through costs

Tariff name	Open LLFCs / LDNO unique billing identifier	PCs	Supplier of Last Resort Fixed charge adder* p/MPAN/day	Excess Supplier of Last Resort Fixed charge adder** p/MPAN/day	Eligible Bad Debt Fixed charge adder*** p/MPAN/day
LDNO LV: LV Site Specific Band 4	E04	0			0.05
LDNO HV: Domestic Aggregated with Residual	A10	0, 1, 2	0.06		0.05
LDNO HV: Non-Domestic Aggregated No Residual	C10	0, 3, 4, 5-8			0.05
LDNO HV: Non-Domestic Aggregated Band 1	C11	0, 3, 4, 5-8			0.05
LDNO HV: Non-Domestic Aggregated Band 2	C12	0, 3, 4, 5-8			0.05
LDNO HV: Non-Domestic Aggregated Band 3	C13	0, 3, 4, 5-8			0.05
LDNO HV: Non-Domestic Aggregated Band 4	C14	0, 3, 4, 5-8			0.05
LDNO HV: LV Site Specific No Residual	E10	0			0.05
LDNO HV: LV Site Specific Band 1	E11	0			0.05
LDNO HV: LV Site Specific Band 2	E12	0			0.05
LDNO HV: LV Site Specific Band 3	E13	0			0.05
LDNO HV: LV Site Specific Band 4	E14	0			0.05
LDNO HV: LV Sub Site Specific No Residual	J10	0			0.05
LDNO HV: LV Sub Site Specific Band 1	J11	0			0.05
LDNO HV: LV Sub Site Specific Band 2	J12	0			0.05
LDNO HV: LV Sub Site Specific Band 3	J13	0			0.05
LDNO HV: LV Sub Site Specific Band 4	J14	0			0.05
LDNO HV: HV Site Specific No Residual	K10	0			0.05
LDNO HV: HV Site Specific Band 1	K11	0			0.05
LDNO HV: HV Site Specific Band 2	K12	0			0.05
LDNO HV: HV Site Specific Band 3	K13	0			0.05
LDNO HV: HV Site Specific Band 4	K14	0			0.05
LDNO HVplus: Domestic Aggregated with Residual	A20	0, 1, 2	0.06		0.05
LDNO HVplus: Non-Domestic Aggregated No Residual	C20	0, 3, 4, 5-8			0.05
LDNO HVplus: Non-Domestic Aggregated Band 1	C21	0, 3, 4, 5-8			0.05
LDNO HVplus: Non-Domestic Aggregated Band 2	C22	0, 3, 4, 5-8			0.05
LDNO HVplus: Non-Domestic Aggregated Band 3	C23	0, 3, 4, 5-8			0.05
LDNO HVplus: Non-Domestic Aggregated Band 4	C24	0, 3, 4, 5-8			0.05
LDNO HVplus: LV Site Specific No Residual	E20	0			0.05
LDNO HVplus: LV Site Specific Band 1	E21	0			0.05
LDNO HVplus: LV Site Specific Band 2	E22	0			0.05
LDNO HVplus: LV Site Specific Band 3	E23	0			0.05
LDNO HVplus: LV Site Specific Band 4	E24	0			0.05

Annex 7 - Schedule of Charges to recover Excess Supplier of Last Resort pass-through costs

Tariff name	Open LLFCs / LDNO unique billing identifier	PCs	Supplier of Last Resort Fixed charge adder* p/MPAN/day	Excess Supplier of Last Resort Fixed charge adder** p/MPAN/day	Eligible Bad Debt Fixed charge adder*** p/MPAN/day
LDNO HVplus: LV Sub Site Specific No Residual	J20	0			0.05
LDNO HVplus: LV Sub Site Specific Band 1	J21	0			0.05
LDNO HVplus: LV Sub Site Specific Band 2	J22	0			0.05
LDNO HVplus: LV Sub Site Specific Band 3	J23	0			0.05
LDNO HVplus: LV Sub Site Specific Band 4	J24	0			0.05
LDNO HVplus: HV Site Specific No Residual	K20	0			0.05
LDNO HVplus: HV Site Specific Band 1	K21	0			0.05
LDNO HVplus: HV Site Specific Band 2	K22	0			0.05
LDNO HVplus: HV Site Specific Band 3	K23	0			0.05
LDNO HVplus: HV Site Specific Band 4	K24	0			0.05
LDNO EHV: Domestic Aggregated with Residual	A30	0, 1, 2	0.06		0.05
LDNO EHV: Non-Domestic Aggregated No Residual	C30	0, 3, 4, 5-8			0.05
LDNO EHV: Non-Domestic Aggregated Band 1	C31	0, 3, 4, 5-8			0.05
LDNO EHV: Non-Domestic Aggregated Band 2	C32	0, 3, 4, 5-8			0.05
LDNO EHV: Non-Domestic Aggregated Band 3	C33	0, 3, 4, 5-8			0.05
LDNO EHV: Non-Domestic Aggregated Band 4	C34	0, 3, 4, 5-8			0.05
LDNO EHV: LV Site Specific No Residual	E30	0			0.05
LDNO EHV: LV Site Specific Band 1	E31	0			0.05
LDNO EHV: LV Site Specific Band 2	E32	0			0.05
LDNO EHV: LV Site Specific Band 3	E33	0			0.05
LDNO EHV: LV Site Specific Band 4	E34	0			0.05
LDNO EHV: LV Sub Site Specific No Residual	J30	0			0.05
LDNO EHV: LV Sub Site Specific Band 1	J31	0			0.05
LDNO EHV: LV Sub Site Specific Band 2	J32	0			0.05
LDNO EHV: LV Sub Site Specific Band 3	J33	0			0.05
LDNO EHV: LV Sub Site Specific Band 4	J34	0			0.05
LDNO EHV: HV Site Specific No Residual	K30	0			0.05
LDNO EHV: HV Site Specific Band 1	K31	0			0.05
LDNO EHV: HV Site Specific Band 2	K32	0			0.05
LDNO EHV: HV Site Specific Band 3	K33	0			0.05
LDNO EHV: HV Site Specific Band 4	K34	0			0.05
LDNO 132kV/EHV: Domestic Aggregated with Residual	A40	0, 1, 2	0.06		0.05
LDNO 132kV/EHV: Non-Domestic Aggregated No Residual	C40	0, 3, 4, 5-8			0.05

Annex 7 - Schedule of Charges to recover Excess Supplier of Last Resort pass-through costs

Tariff name	Open LLFCs / LDNO unique billing identifier	PCs	Supplier of Last Resort Fixed charge adder* p/MPAN/day	Excess Supplier of Last Resort Fixed charge adder** p/MPAN/day	Eligible Bad Debt Fixed charge adder*** p/MPAN/day
LDNO 132kV/EHV: Non-Domestic Aggregated Band 1	C41	0, 3, 4, 5-8			0.05
LDNO 132kV/EHV: Non-Domestic Aggregated Band 2	C42	0, 3, 4, 5-8			0.05
LDNO 132kV/EHV: Non-Domestic Aggregated Band 3	C43	0, 3, 4, 5-8			0.05
LDNO 132kV/EHV: Non-Domestic Aggregated Band 4	C44	0, 3, 4, 5-8			0.05
LDNO 132kV/EHV: LV Site Specific No Residual	E40	0			0.05
LDNO 132kV/EHV: LV Site Specific Band 1	E41	0			0.05
LDNO 132kV/EHV: LV Site Specific Band 2	E42	0			0.05
LDNO 132kV/EHV: LV Site Specific Band 3	E43	0			0.05
LDNO 132kV/EHV: LV Site Specific Band 4	E44	0			0.05
LDNO 132kV/EHV: LV Sub Site Specific No Residual	J40	0			0.05
LDNO 132kV/EHV: LV Sub Site Specific Band 1	J41	0			0.05
LDNO 132kV/EHV: LV Sub Site Specific Band 2	J42	0			0.05
LDNO 132kV/EHV: LV Sub Site Specific Band 3	J43	0			0.05
LDNO 132kV/EHV: LV Sub Site Specific Band 4	J44	0			0.05
LDNO 132kV/EHV: HV Site Specific No Residual	K40	0			0.05
LDNO 132kV/EHV: HV Site Specific Band 1	K41	0			0.05
LDNO 132kV/EHV: HV Site Specific Band 2	K42	0			0.05
LDNO 132kV/EHV: HV Site Specific Band 3	K43	0			0.05
LDNO 132kV/EHV: HV Site Specific Band 4	K44	0			0.05
LDNO 132kV: Domestic Aggregated with Residual	A50	0, 1, 2	0.06		0.05
LDNO 132kV: Non-Domestic Aggregated No Residual	C50	0, 3, 4, 5-8			0.05
LDNO 132kV: Non-Domestic Aggregated Band 1	C51	0, 3, 4, 5-8			0.05
LDNO 132kV: Non-Domestic Aggregated Band 2	C52	0, 3, 4, 5-8			0.05
LDNO 132kV: Non-Domestic Aggregated Band 3	C53	0, 3, 4, 5-8			0.05
LDNO 132kV: Non-Domestic Aggregated Band 4	C54	0, 3, 4, 5-8			0.05
LDNO 132kV: LV Site Specific No Residual	E50	0			0.05
LDNO 132kV: LV Site Specific Band 1	E51	0			0.05
LDNO 132kV: LV Site Specific Band 2	E52	0			0.05
LDNO 132kV: LV Site Specific Band 3	E53	0			0.05
LDNO 132kV: LV Site Specific Band 4	E54	0			0.05
LDNO 132kV: LV Sub Site Specific No Residual	J50	0			0.05
LDNO 132kV: LV Sub Site Specific Band 1	J51	0			0.05
LDNO 132kV: LV Sub Site Specific Band 2	J52	0			0.05

Annex 7 - Schedule of Charges to recover Excess Supplier of Last Resort pass-through costs

Tariff name	Open LLFCs / LDNO unique billing identifier	PCs	Supplier of Last Resort Fixed charge adder* p/MPAN/day	Excess Supplier of Last Resort Fixed charge adder** p/MPAN/day	Eligible Bad Debt Fixed charge adder*** p/MPAN/day
LDNO 132kV: LV Sub Site Specific Band 3	J53	0			0.05
LDNO 132kV: LV Sub Site Specific Band 4	J54	0			0.05
LDNO 132kV: HV Site Specific No Residual	K50	0			0.05
LDNO 132kV: HV Site Specific Band 1	K51	0			0.05
LDNO 132kV: HV Site Specific Band 2	K52	0			0.05
LDNO 132kV: HV Site Specific Band 3	K53	0			0.05
LDNO 132kV: HV Site Specific Band 4	K54	0			0.05
LDNO 0000: Domestic Aggregated with Residual	A60	0, 1, 2	0.06		0.05
LDNO 0000: Non-Domestic Aggregated No Residual	C60	0, 3, 4, 5-8			0.05
LDNO 0000: Non-Domestic Aggregated Band 1	C61	0, 3, 4, 5-8			0.05
LDNO 0000: Non-Domestic Aggregated Band 2	C62	0, 3, 4, 5-8			0.05
LDNO 0000: Non-Domestic Aggregated Band 3	C63	0, 3, 4, 5-8			0.05
LDNO 0000: Non-Domestic Aggregated Band 4	C64	0, 3, 4, 5-8			0.05
LDNO 0000: LV Site Specific No Residual	E60	0			0.05
LDNO 0000: LV Site Specific Band 1	E61	0			0.05
LDNO 0000: LV Site Specific Band 2	E62	0			0.05
LDNO 0000: LV Site Specific Band 3	E63	0			0.05
LDNO 0000: LV Site Specific Band 4	E64	0			0.05
LDNO 0000: LV Sub Site Specific No Residual	J60	0			0.05
LDNO 0000: LV Sub Site Specific Band 1	J61	0			0.05
LDNO 0000: LV Sub Site Specific Band 2	J62	0			0.05
LDNO 0000: LV Sub Site Specific Band 3	J63	0			0.05
LDNO 0000: LV Sub Site Specific Band 4	J64	0			0.05
LDNO 0000: HV Site Specific No Residual	K60	0			0.05
LDNO 0000: HV Site Specific Band 1	K61	0			0.05
LDNO 0000: HV Site Specific Band 2	K62	0			0.05
LDNO 0000: HV Site Specific Band 3	K63	0			0.05
LDNO 0000: HV Site Specific Band 4	K64	0			0.05

*Supplier of Last Resort pass-through costs which are recovered on a two year lag allocated to all domestic tariffs with a fixed charge (including LDNO)

**Supplier of Last Resort pass-through costs which are not recovered on a two year lag allocated to all domestic tariffs with a fixed charge (including LDNO)

***Eligible Bad Debt pass-through costs allocated to all metered demand tariffs (including LDNO)